

# NATIONAL WEALTH ONLINE PORTAL



DEPARTMENT OF BUDGET AND MANEAGEMENT



# OUTLINE OF PRESENTATION

1

Local Government Units' Share in National Wealth


2

National Wealth Online Portal



# Local Government Units' Share in National Wealth

The share in national wealth is the financial support given by the National Government to LGUs and is equivalent to forty percent (40%) of the gross collection derived by the National Government from the utilization and development of national wealth from the preceding fiscal year. (Section 289 and 290, RA No. 7160; Articles 386 and 387, IRR of RA No. 7160)






# Local Government Units' Share in National Wealth

## Use of the Fund

LGU Share from the proceeds of national wealth shall be used to finance local development and livelihood projects of the recipient LGU.

In the case of proceeds derived from the development and utilization of hydrothermal, geothermal and other sources of energy, 80% of the proceeds shall be applied solely to lower the cost of electricity in the LGU where such source of energy is located.



# Local Government Units' Share in National Wealth

Four (4) types of national wealth with the corresponding collecting agency:

<b>Particulars</b>	<b>Collecting Agency</b>
Forest Charges	Department of Environment and Natural Resources (DENR) – OSEC
Royalties from Mineral Reservation	DENR – Mines and Geo-Sciences Bureau
Energy Production Resources	Department of Energy
Mining Taxes	Bureau of Internal Revenue

# NATIONAL WEALTH ONLINE PORTAL

The National Wealth Online Portal may also be accessed via this hyperlink:

<https://www.dbm.gov.ph/index.php/programs-projects/shares-in-the-utilization-and-development-of-national-wealth>





- Special Allotment Release Order (SARO)
- Notice of Cash Allocation (NCA LISTING)
- General Allotment Release Order (GARO)
- Internal Revenue Allotment (IRA)
- Shares in the Utilization and Development of National Wealth**
- Calamity and Quick Response Funds
- Statement of Allotment, Obligation and Balances
- Status of Allotment Releases
- Status of NCA Utilization
- Status of National Disaster Risk Reduction and Management Fund
- Status of FY 2019 and FY 2020 GAA
- Status of COVID-19 Releases

# SUMMARY OF COVID-19 RELEASES

1936

[Read More](#)

## What's New?

### Latest Issuances

**National Budget Memorandum No. 141**  
 Wednesday, 16 June 2021

<https://www.dbm.gov.ph/index.php/programs-projects/shares-in-the-utilization-and-development-of-national-wealth> k for the Preparation of the FY 2022 Agency Budget Proposals under

**WARNING**  
 AGAINST SOLICITATIONS BY INDIVIDUALS UNLAWFULLY USING THE NAME OF THE DBM AND ITS OFFICIALS AND EMPLOYEES

The Department of Budget and Management (DBM) serves the public, especially the bidders, contractors and suppliers for DBM procurement projects, against solicitation by individuals unlawfully using the name of the DBM, the Undersecretary, the Office of the Secretary, and other officials and employees of the DBM.

We have received a report that unscrupulous individuals representing themselves as DBM officials and employees have been seeking financial assistance for a purported community pantry project of the DBM.

We reiterate to the public, particularly the bidders, contractors and suppliers for DBM procurement projects, that such individuals are not, in any way, connected to the DBM. Further, it is to be noted that public officials and employees are prohibited from soliciting from any person anything of monetary value in the course of their official duties in accordance with the Code of Conduct and Other Standards for Public Officials and Employees.

The DBM will never solicit money, favors or anything of value and the like, from bidders, contractors, suppliers, and other private companies or individuals for whatever purpose. Likewise, no person or entity is authorized to represent or use the name of the DBM or its officials or employees in any kind of solicitation or similar acts. The official transactions of the DBM are undertaken strictly in accordance with applicable laws, rules and regulations, and transparent processes.

We strongly encourage the public to report any redress or similar incident, together with relevant evidence, to the DBM through [complaints@dbm.gov.ph](mailto:complaints@dbm.gov.ph) or telephone no. 8759497. Rest assured that immediate appropriate action will be taken on the matter.

Thank you and God Bless.

**WENDEL E. AVILA**  
 Secretary

**ADVISORY**

This is to WARN the PUBLIC against the ongoing text scam which contains the following:



- Special Allotment Release Order (SARO)
- Notice of Cash Allocation (NCA LISTING)
- General Allotment Release Order (GARO)
- Internal Revenue Allotment (IRA)
- Shares in the Utilization and Development of National Wealth
- Calamity and Quick Response Funds
- Statement of Allotment, Obligation and Balances
- Status of Allotment Releases
- Status of NCA Utilization
- Status of National Disaster Risk Reduction and Management Fund
- Status of FY 2019 and FY 2020 GAA
- Status of COVID-19 Releases

# SUMMARY OF COVID-19 RELEASES



# NATIONAL WEALTH ONLINE PORTAL

## SHARES IN NATIONAL WEALTH

### Legal Basis

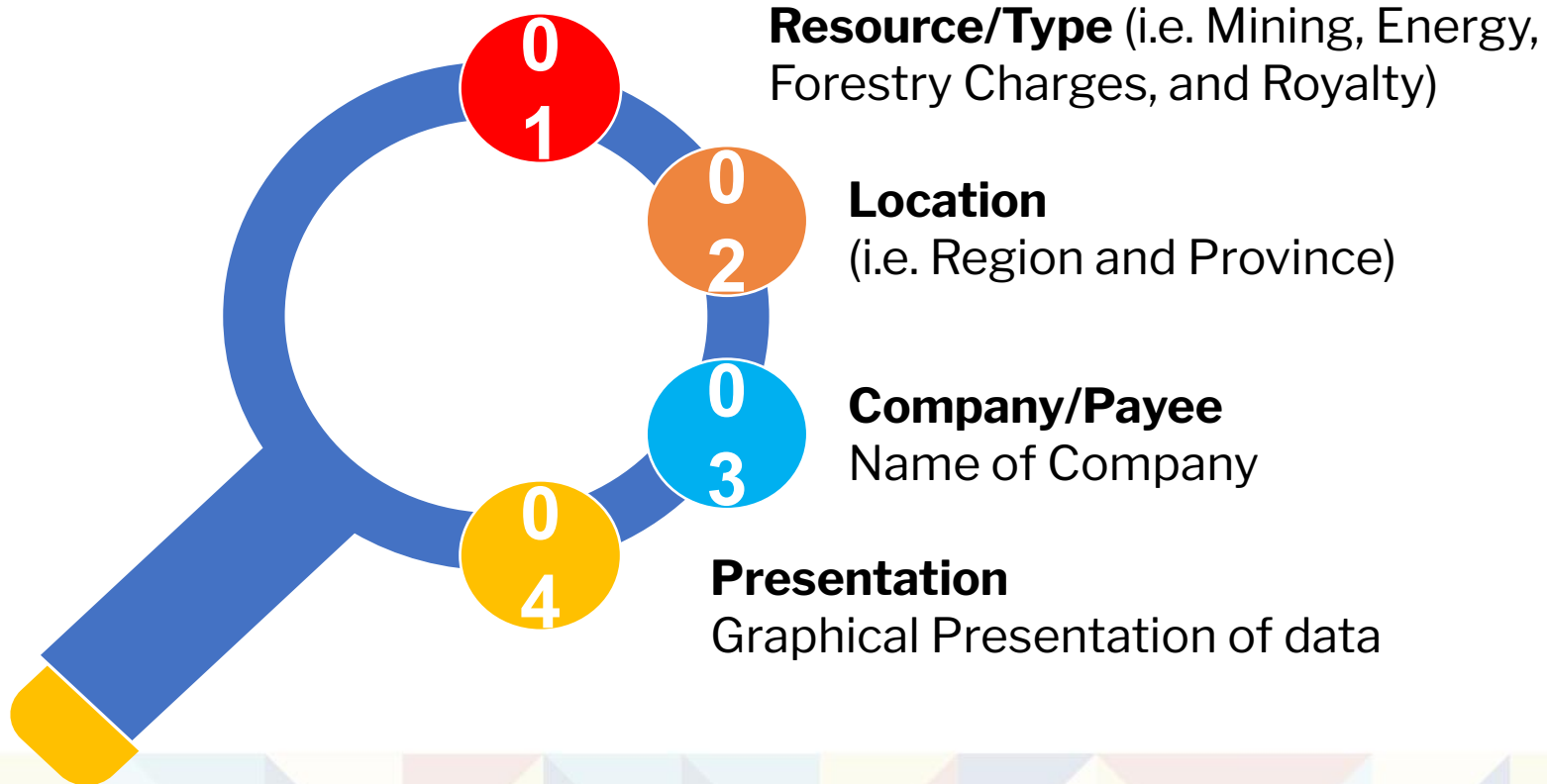
The share in national wealth is the financial support given by the National Government to LGUs and is equivalent to forty percent (40%) of the gross collection derived by the National Government from the utilization and development of national wealth from the preceding fiscal year. (Section 289 and 290, RA No. 7160; Articles 386 and 387, IRR of RA No. 7160)

Four (4) types of national wealth with the corresponding collecting agency:

Particulars	Collecting Agency
Forest Charges	Department of Environment and Natural Resources (DENR) – OSEC
Royalties from Mineral Reservation	DENR – Mines and Geo-Sciences Bureau
Energy Production Resources	Department of Energy
Mining Taxes	Bureau of Internal Revenue

# NATIONAL WEALTH ONLINE PORTAL

The following information can be searched in the portal:



# NATIONAL WEALTH ONLINE PORTAL

## SHARES IN NATIONAL WEALTH

### Legal Basis

The share in national wealth is the financial support given by the National Government to LGUs and is equivalent to forty percent (40%) of the gross collection derived by the National Government from the utilization and development of national wealth from the preceding fiscal year. (Section 289 and 290, RA No. 7160; Articles 386 and 387, IRR of RA No. 7160)

Four (4) types of national wealth with the corresponding collecting agency:

Particulars	Collecting Agency
Forest Charges	Department of Environment and Natural Resources (DENR) – OSEC
Royalties from Mineral Reservation	DENR – Mines and Geo-Sciences Bureau
Energy Production Resources	Department of Energy
Mining Taxes	Bureau of Internal Revenue

# NATIONAL WEALTH ONLINE PORTAL

## Distributions of Shares

The manner of allocation (Tables. 4, 5, and 6) is provided by Section 292 of RA No. 7160 and Article 389 of IRR of RA No. 7160.

**Table 4. - Natural Resources are Located in the Province**

Province	20%
Component City or Municipality	45%
Barangay	35%

**Table 5. - Natural Resources are Located in Two (2) or More LGUs**

Population	70%
Land Area	30%

**Table 6. - Natural Resources are Located in a Highly-Urbanized or Independent Component City**

City	65%
Barangay	35%



# NATIONAL WEALTH ONLINE PORTAL

## Use of Fund

---

LGU share from the proceeds of national wealth shall be used to finance local development and livelihood projects of the recipient LGU.

In the case of proceeds derived from the development and utilization of hydrothermal, geothermal and other sources of energy, 80% of the proceeds shall be applied solely to lower the cost of electricity in the LGU where such source of energy is located. (Section 294, RA No. 7160; Article 391, IRR of RA No. 7160).

---



# NATIONAL WEALTH ONLINE PORTAL

REPUBLIC OF THE PHILIPPINES  
DEPARTMENT OF BUDGET AND MANAGEMENT

Home National Wealth

**Resource / Type**

Location


Company / Payee

Presentation

financial support given by the National Government to LGUs and is equivalent to forty percent (40%) of the gross collection derived by the National Government from the preceding fiscal year. (Section 289 and 290, RA No. 7160; Articles 386 and 387, IRR of RA No. 7160)

with the corresponding collecting agency:

	Collecting Agency
	Department of Environment and Natural Resources (DENR) – OSEC
on	DENR – Mines and Geo-Sciences Bureau
	Department of Energy
	Bureau of Internal Revenue



# NATIONAL WEALTH ONLINE PORTAL

## By Resource Type

National Wealth	Collection Quarter	Collection Year	Region	Province	City/Municipality	Barangay	Payee	Amount Collected	Lgu Share	Prov Amt	Mun/City Amt	Brgy Amt	Year Charged	Appropriation	Year Processed
Forest Charges	Apr-June	2018	R-11	Davao Oriental	Banaybanay	Maputi	United Madaya Tribal Groups Of Davao Orienta	16,409.81	6,563.92	1,312.78	2,953.77	2,297.37	2019	GAA	2021
Forest Charges	Apr-June	2018	R-11	Davao Oriental	Banaybanay	Maputi	United Madaya Tribal Groups Of Davao Orienta	29,056.90	11,622.76	2,324.55	5,230.24	4,067.97	2019	GAA	2021
Forest Charges	Apr-June	2018	R-11	Davao Oriental	Banaybanay	Maputi	United Madaya Tribal Groups Of Davao Orienta	16,422.26	6,568.90	1,313.78	2,956.01	2,299.12	2019	GAA	2021
Forest Charges	Apr-June	2018	R-11	Davao Oriental	Lupon	Don Mariano Marcos	United Madaya Tribal Groups Of Davao Orienta	17,092.50	6,837.00	1,367.40	3,076.65	2,392.95	2019	GAA	2021
Forest Charges	3rd Qtr	2017	R-5	Sorsogon	Bulan	J.P Laurel	-	2,340.00	936.00	187.20	124.20	96.60	2018	CA	2021
Forest Charges	3rd Qtr	2017	R-5	Sorsogon	Irosin	Gabao	-				297.00	231.00	2018	CA	2021
Forest Charges	4th Qtr	2017	R-5	Sorsogon	Sorsogon	San Roque	-	5,280.00	2,112.00	422.40	950.40	739.20	2018	CA	2021
Energy (Geothermal/Solar)	CY	2018	R-6	Negros Occidental	City Of Cadiz	Tinampaan	Private Companies	77,792,100.74	4,414,369.06	882,873.81	1,972,309.08	1,534,018.17	2019	GAA	2021
Energy (Geothermal/Solar)	CY	2018	R-6	Negros Occidental	City Of Silay	Rizal	Private Companies				14,157.00	11,011.00	2019	GAA	2021
Energy (Geothermal/Solar)	CY	2018	R-7	Negros Oriental	Valencia (Luzurriaga)	Caldiocan	Private Companies		26,702,471.24	5,340,494.25	12,016,112.05	888,358.19	2019	GAA	2021
Energy (Geothermal/Solar)	CY	2018	R-7	Negros Oriental	Valencia (Luzurriaga)	Malaunay	Private Companies					2,653,938.96	2019	GAA	2021
Energy (Geothermal/Solar)	CY	2018	R-7	Negros Oriental	Valencia (Luzurriaga)	Puhagan	Private Companies					5,803,567.79	2019	GAA	2021

# NATIONAL WEALTH ONLINE PORTAL

## By Resource Type

National Wealth	Collection Quarter	Collection Year	Region	Province	City/Municipality	Barangay	Payee	Amount
Forest Charges	Apr-June	2018	R-11	Davao Oriental	Banaybanay	Maputi	United Madaya Tribal Groups Of Davao Orienta	
Forest Charges	Apr-June	2018	R-11	Davao Oriental	Banaybanay	Maputi	United Madaya Tribal Groups Of Davao Orienta	
Forest Charges	Apr-June	2018	R-11	Davao Oriental	Banaybanay	Maputi	United Madaya Tribal Groups Of Davao Orienta	
Forest Charges	Apr-June	2018	R-11	Davao Oriental	Lupon	Don Mariano Marcos	United Madaya Tribal Groups Of Davao Orienta	
Forest Charges	3rd Qtr	2017	R-5	Sorsogon	Bulan	J.P Laurel	-	
Forest Charges	3rd Qtr	2017	R-5	Sorsogon	Irosin	Gabao	-	
Forest Charges	4th Qtr	2017	R-5	Sorsogon	Sorsogon	San Roque	-	
Energy (Geothermal/Solar)	CY	2018	R-6	Negros Occidental	City Of Cadiz	Tinampaan	Private Companies	
Energy (Geothermal/Solar)	CY	2018	R-6	Negros Occidental	City Of Silay	Rizal	Private Companies	
Energy (Geothermal/Solar)	CY	2018	R-7	Negros Oriental	Valencia (Luzurriaga)	Caidiocan	Private Companies	
Energy (Geothermal/Solar)	CY	2018	R-7	Negros Oriental	Valencia (Luzurriaga)	Malaunay	Private Companies	
Energy (Geothermal/Solar)	CY	2018	R-7	Negros Oriental	Valencia (Luzurriaga)	Puhagan	Private Companies	



# NATIONAL WEALTH ONLINE PORTAL By Resource Type

Payee	Amount Collected	Lgu Share	Prov Amt	Mun/City Amt	Brgy Amt	Year Charged	Appropriation	Year Processed
Daya Tribal Groups Of Davao Orienta	16,409.81	6,563.92	1,312.78	2,953.77	2,297.37	2019	GAA	2021
Daya Tribal Groups Of Davao Orienta	29,056.90	11,622.76	2,324.55	5,230.24	4,067.97	2019	GAA	2021
Daya Tribal Groups Of Davao Orienta	16,422.26	6,568.90	1,313.78	2,956.01	2,299.12	2019	GAA	2021
Daya Tribal Groups Of Davao Orienta	17,092.50	6,837.00	1,367.40	3,076.65	2,392.95	2019	GAA	2021
-	2,340.00	936.00	187.20	124.20	96.60	2018	CA	2021
-				297.00	231.00	2018	CA	2021
-	5,280.00	2,112.00	422.40	950.40	739.20	2018	CA	2021
Private Companies	77,792,100.74	4,414,369.06	882,873.81	1,972,309.08	1,534,018.17	2019	GAA	2021
Private Companies				14,157.00	11,011.00	2019	GAA	2021
Private Companies		26,702,471.24	5,340,494.25	12,016,112.05	888,358.19	2019	GAA	2021
Private Companies					2,653,938.96	2019	GAA	2021
Private Companies					5,803,567.79	2019	GAA	2021

# NATIONAL WEALTH ONLINE PORTAL

## By Resource Type

Collection Year 
 Year Processed 
 Year Charged 
 Approval 
 National Wealth 
 Type 
 Search 
Page 1 

National Wealth	Collection Quarter	Collection Year	Region	Province	City/Municipality	Barangay	Payee	Amount Collected	Lgu Share	Prov Amt	Mun/City Amt	Brgy Amt	Year Charged	Appropriation	Year Processed
Forest Charges	Apr-June	2018	R-11	Davao Oriental	Banaybanay	Maputi	United Madaya Tribal Groups Of Davao Orienta	16,409.81	6,563.92	1,312.78	2,953.77	2,297.37	2019	GAA	2021
Forest Charges	Apr-June	2018	R-11	Davao Oriental	Banaybanay	Maputi	United Madaya Tribal Groups Of Davao Orienta	29,056.90	11,622.76	2,324.55	5,230.24	4,067.97	2019	GAA	2021
Forest Charges	Apr-June	2018	R-11	Davao Oriental	Banaybanay	Maputi	United Madaya Tribal Groups Of Davao Orienta	16,422.26	6,568.90	1,313.78	2,956.01	2,299.12	2019	GAA	2021
Forest Charges	Apr-June	2018	R-11	Davao Oriental	Lupon	Don Mariano Marcos	United Madaya Tribal Groups Of Davao Orienta	17,092.50	6,837.00	1,367.40	3,076.65	2,392.95	2019	GAA	2021
Forest Charges	3rd Qtr	2017	R-5	Sorsogon	Bulan	J.P Laurel	-	2,340.00	936.00	187.20	124.20	96.60	2018	CA	2021
Forest Charges	3rd Qtr	2017	R-5	Sorsogon	Irosin	Gabao	-				297.00	231.00	2018	CA	2021
Forest Charges	4th Qtr	2017	R-5	Sorsogon	Sorsogon	San Roque	-	5,280.00	2,112.00	422.40	950.40	739.20	2018	CA	2021
Energy (Geothermal/Solar)	CY	2018	R-6	Negros Occidental	City Of Cadiz	Tinampaan	Private Companies	77,792,100.74	4,414,369.06	882,873.81	1,972,309.08	1,534,018.17	2019	GAA	2021
Energy (Geothermal/Solar)	CY	2018	R-6	Negros Occidental	City Of Silay	Rizal	Private Companies				14,157.00	11,011.00	2019	GAA	2021
Energy (Geothermal/Solar)	CY	2018	R-7	Negros Oriental	Valencia (Luzurriaga)	Caldiocan	Private Companies		26,702,471.24	5,340,494.25	12,016,112.05	888,358.19	2019	GAA	2021
Energy (Geothermal/Solar)	CY	2018	R-7	Negros Oriental	Valencia (Luzurriaga)	Malaunay	Private Companies					2,653,938.96	2019	GAA	2021
Energy (Geothermal/Solar)	CY	2018	R-7	Negros Oriental	Valencia (Luzurriaga)	Puhagan	Private Companies					5,803,567.79	2019	GAA	2021

# NATIONAL WEALTH ONLINE PORTAL



Home National Wealth

Resource / Type

Location

Company / Payee

Presentation

financial support given by the National Government to LGUs and is equivalent to forty percent (40%) of the gross collection derived by the National Government from the preceding fiscal year. (Section 289 and 290, RA No. 7160; Articles 386 and 387, IRR of RA No. 7160)

with the corresponding collecting agency:

	Collecting Agency
	Department of Environment and Natural Resources (DENR) – OSEC
on	DENR – Mines and Geo-Sciences Bureau
	Department of Energy
	Bureau of Internal Revenue

# NATIONAL WEALTH ONLINE PORTAL

## By Location

Collection Year ▼

Year Processed ▼

Year Charged ▼

Appropriation ▼

Region ▼

Province ▼

Search

Page 1



National Wealth	Collection Quarter	Collection Year	Region	Province	City/Municipality	Barangay	Payee	Amount Collected	Lgu Share	Prov Amt	Mun/City Amt	Brgy Amt	Year Charged	Appropriation	Year Processed
Forest Charges	Apr-June	2018	R-11	Davao Oriental	Banaybanay	Maputi	United Madaya Tribal Groups Of Davao Orienta	16,409.81	6,563.92	1,312.78	2,953.77	2,297.37	2019	GAA	2021
Forest Charges	Apr-June	2018	R-11	Davao Oriental	Banaybanay	Maputi	United Madaya Tribal Groups Of Davao Orienta	29,056.90	11,622.76	2,324.55	5,230.24	4,067.97	2019	GAA	2021
Forest Charges	Apr-June	2018	R-11	Davao Oriental	Banaybanay	Maputi	United Madaya Tribal Groups Of Davao Orienta	16,422.26	6,568.90	1,313.78	2,956.01	2,299.12	2019	GAA	2021
Forest Charges	Apr-June	2018	R-11	Davao Oriental	Lupon	Don Mariano Marcos	United Madaya Tribal Groups Of Davao Orienta	17,092.50	6,837.00	1,367.40	3,076.65	2,392.95	2019	GAA	2021
Forest Charges	3rd Qtr	2017	R-5	Sorsogon	Bulan	J.P Laurel	-	2,340.00	936.00	187.20	124.20	96.60	2018	CA	2021
Forest Charges	3rd Qtr	2017	R-5	Sorsogon	Irosin	Gabao	-				297.00	231.00	2018	CA	2021
Forest Charges	4th Qtr	2017	R-5	Sorsogon	Sorsogon	San Roque	-	5,280.00	2,112.00	422.40	950.40	739.20	2018	CA	2021
Energy (Geothermal/Solar)	CY	2018	R-6	Negros Occidental	City Of Cadiz	Tinampaan	Private Companies	77,792,100.74	4,414,369.06	882,873.81	1,972,309.08	1,534,018.17	2019	GAA	2021
Energy (Geothermal/Solar)	CY	2018	R-6	Negros Occidental	City Of Silay	Rizal	Private Companies				14,157.00	11,011.00	2019	GAA	2021
Energy (Geothermal/Solar)	CY	2018	R-7	Negros Oriental	Valencia (Luzurriaga)	Caldiocan	Private Companies		26,702,471.24	5,340,494.25	12,016,112.05	888,358.19	2019	GAA	2021
Energy (Geothermal/Solar)	CY	2018	R-7	Negros Oriental	Valencia (Luzurriaga)	Malaunay	Private Companies					2,653,938.96	2019	GAA	2021
Energy (Geothermal/Solar)	CY	2018	R-7	Negros Oriental	Valencia (Luzurriaga)	Puhagan	Private Companies					5,803,567.79	2019	GAA	2021

# NATIONAL WEALTH ONLINE PORTAL

REPUBLIC OF THE PHILIPPINES  
DEPARTMENT OF BUDGET AND MANAGEMENT

Home National Wealth

Resource / Type

Location

**Company / Payee**

Presentation

financial support given by the National Government to LGUs and is equivalent to forty percent (40%) of the gross collection derived by the National Government from the preceding fiscal year. (Section 289 and 290, RA No. 7160; Articles 386 and 387, IRR of RA No. 7160)

with the corresponding collecting agency:

	Collecting Agency
	Department of Environment and Natural Resources (DENR) – OSEC
on	DENR – Mines and Geo-Sciences Bureau
	Department of Energy
	Bureau of Internal Revenue

NATIONAL WEALTH ONLINE PORTAL  
By Company/Payee



# NATIONAL WEALTH ONLINE PORTAL

## By Company/Payee

Collection Year 
 Year Processed 
 Year Charged 
 Approp 
 Payee 
 Search

National Wealth	Collection Quarter	Collection Year	Region	Province	City/Municipality	Barangay	Payee	Amount Collected	Lgu Share	Prov Amt	Mun/City Amt	Brgy Amt	Year Charged	Appropriation	Year Processed
Forest Charges	Apr-June	2018	R-11	Davao Oriental	Banaybanay	Maputi	United Madaya Tribal Groups Of Davao Orienta	16,409.81	6,563.92	1,312.78	2,953.77	2,297.37	2019	GAA	2021
Forest Charges	Apr-June	2018	R-11	Davao Oriental	Banaybanay	Maputi	United Madaya Tribal Groups Of Davao Orienta	29,056.90	11,622.76	2,324.55	5,230.24	4,067.97	2019	GAA	2021
Forest Charges	Apr-June	2018	R-11	Davao Oriental	Banaybanay	Maputi	United Madaya Tribal Groups Of Davao Orienta	16,422.26	6,568.90	1,313.78	2,956.01	2,299.12	2019	GAA	2021
Forest Charges	Apr-June	2018	R-11	Davao Oriental	Lupon	Don Mariano Marcos	United Madaya Tribal Groups Of Davao Orienta	17,092.50	6,837.00	1,367.40	3,076.65	2,392.95	2019	GAA	2021
Forest Charges	3rd Qtr	2017	R-5	Sorsogon	Bulan	J.P Laurel	-	2,340.00	936.00	187.20	124.20	96.60	2018	CA	2021
Forest Charges	3rd Qtr	2017	R-5	Sorsogon	Irosin	Gabao	-				297.00	231.00	2018	CA	2021
Forest Charges	4th Qtr	2017	R-5	Sorsogon	Sorsogon	San Roque	-	5,280.00	2,112.00	422.40	950.40	739.20	2018	CA	2021
Energy (Geothermal/Solar)	CY	2018	R-6	Negros Occidental	City Of Cadiz	Tinampaan	Private Companies	77,792,100.74	4,414,369.06	882,873.81	1,972,309.08	1,534,018.17	2019	GAA	2021
Energy (Geothermal/Solar)	CY	2018	R-6	Negros Occidental	City Of Silay	Rizal	Private Companies				14,157.00	11,011.00	2019	GAA	2021
Energy (Geothermal/Solar)	CY	2018	R-7	Negros Oriental	Valencia (Luzurriaga)	Caldiocan	Private Companies		26,702,471.24	5,340,494.25	12,016,112.05	888,358.19	2019	GAA	2021
Energy (Geothermal/Solar)	CY	2018	R-7	Negros Oriental	Valencia (Luzurriaga)	Malaunay	Private Companies					2,653,938.96	2019	GAA	2021
Energy (Geothermal/Solar)	CY	2018	R-7	Negros Oriental	Valencia (Luzurriaga)	Puhagan	Private Companies					5,803,567.79	2019	GAA	2021

*Thank you!*

