



COMMUNITY AND STAKEHOLDERS' MANAGEMENT

PRESENTATION OUTLINE



01

SDMP Legal Framework

02

**TVIRD 6 Ps Approach for
Community Development**

03

SDMP Milestone

04

Lessons Learned and Future Plans



SDMP

LEGAL FRAMEWORK

WHAT IS SDMP?

Stands for Social Development and Management Program

–“the sustained improvement in the living standards of the host and neighboring communities by creating responsible, self-reliant and resource-based communities capable of developing, implementing and managing community development programs, projects, and activities in a manner consistent with the principle of people empowerment.



SDMP LEGAL BASIS

DAO 2010-21, Section 134

The Contractor/Permit Holder/Lessee shall allot annually a minimum of one and a half percent (1.50%) of the operating costs necessary to implement SDMP.

DEVELOPMENT OF THE HOST AND
NEIGHBORING COMMUNITIES (DHNC)
= 75%

PROMOTION OF PUBLIC AWARENESS
AND EDUCATION ON MINING
TECHNOLOGY AND GEOSCIENCES
(IEC)= 15%

DEVELOPMENT OF MINING
TECHNOLOGY AND GEOSCIENCES
(DMTG)=10%





AGATA
MINING VENTURES INC.
A TVIRD M&L JOINT VENTURE





GREENSTONE
RESOURCES CORPORATION
A TVIRD COMPANY

TVIRD 6Ps



APPROACH FOR COMMUNITY DEVELOPMENT

Our 6Ps

Purpose Driven Social Development Programs



- A **comprehensive** set of **purpose-driven** social programs encompassing a diverse range of initiatives.
- Aimed at fostering **positive change** and **transformative mining**, towards achieving sustainable future.
- Each purpose plays a vital role in addressing;
 - specific needs and challenges,
 - **collectively** working towards a more **inclusive**,
 - **empowered** and **self-sustaining** community.



Our 6Ps

Purpose Driven Social Development Programs



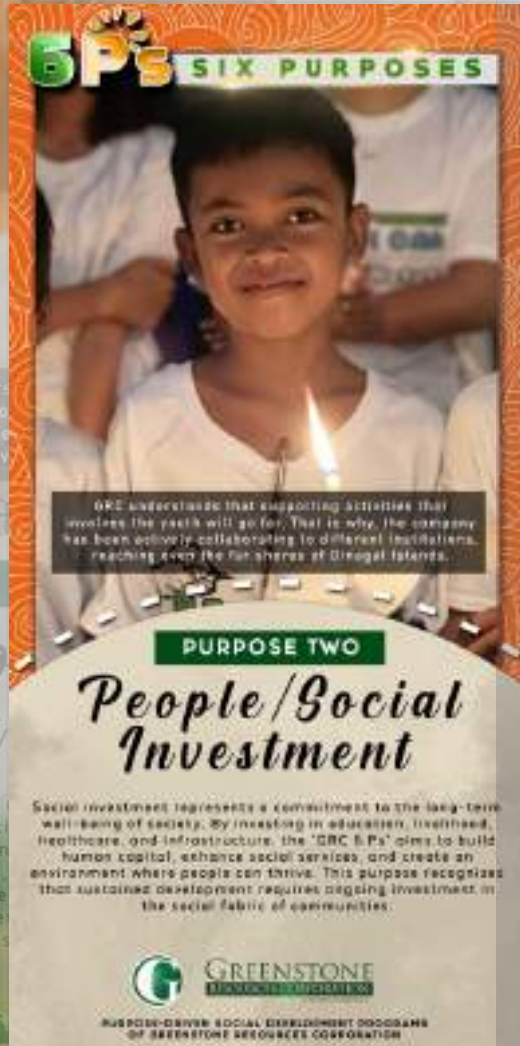
Purpose 1: *Poverty Alleviation At its core*

- seeks to alleviate poverty by implementing targeted programs that uplift the economic conditions of marginalized individuals and communities.
- Objective to:
 - **Promote equitable** income,
 - **Increase access** to livelihood opportunities,
 - **Provide essential resources** to those living in poverty and
 - **Create opportunity** for small and medium enterprise through collaboration,thereby improving their quality of life and promoting economic stability.

Our 6Ps

PURPOSES

Purpose Driven Social Development Programs



Purpose 2: *People/social investment social investment*

- A **commitment** to the long-term well-being of society.
- By investing in;
 - education,
 - livelihood,
 - Healthcare and
 - infrastructure,
- aims to build;
 - human capital,
 - enhance social services and
 - create an environment where people can thrive.

This purpose recognizes that sustained development requires ongoing **investment in the social fabric of communities.**

Our 6Ps

Purpose Driven Social Development Programs



Purpose 3: *Partnership and social Empowerment*

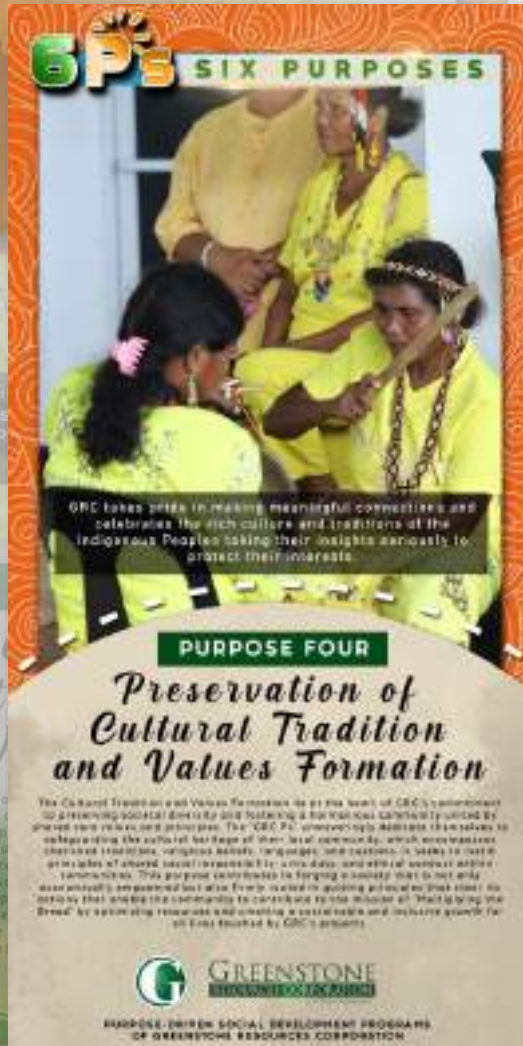
- Empowering individuals and communities to take control of their future.
- Through education, training, competency enhancement and community engagement initiatives, this purpose **fosters self-sufficiency and active collaboration** in decision-making processes
- Empowered communities are better equipped to address their unique challenges and contribute to their own development.

Part
Social

Empowering indi
their future is
education, traini
engagement inti
and active col
Empowered comm
unique challenge

Our 6Ps

Purpose Driven Social Development Programs



Purpose 4: *Preservation of Cultural Tradition and Values Formation*

- A commitment to **preserving societal diversity** and fostering a harmonious community **united by shared core values and principles**.
- Contributes to forging a society that is not only economically empowered but also firmly rooted in guiding principles that steer its actions that enable the community to contribute to the mission of "**Multiplying the Bread**", by optimizing resources and creating a sustainable and inclusive growth for all lives touched by our project.

Our 6Ps

Purpose Driven Social Development Programs



Purpose 5: *Promotion of Environmental Stewardship*

- A dedication in fostering a **sense** of environmental stewardship within our community.
- Recognizes the inherent value of our environment, not just as a resource but as a vital component of our **local identity and ecological well-being**.
- Seeks to instill in the community a **deep sense of connection and appreciation for the environment**.
- Aspires to **pass** on not only a protected natural legacy but **also a culture of love and respect for our surroundings** to those who will inherit it.
- Cherish local identities and the ecological sanctity of our environment are not only protected but also celebrated and lovingly handed down to the generations that follow.

Our 6Ps

Purpose Driven Social Development Programs



Purpose 6: *Protection of Human Rights, Security, Health, and safety*

- Ensuring the **protection of human rights** and promotion, security, health, and safety are fundamental.
- Not only advocates for **the rights and dignity of all individuals** but also **prioritizes** their **physical and mental well-being**. By creating a safe and secure environment, this purpose establishes the necessary foundation for sustainable development.

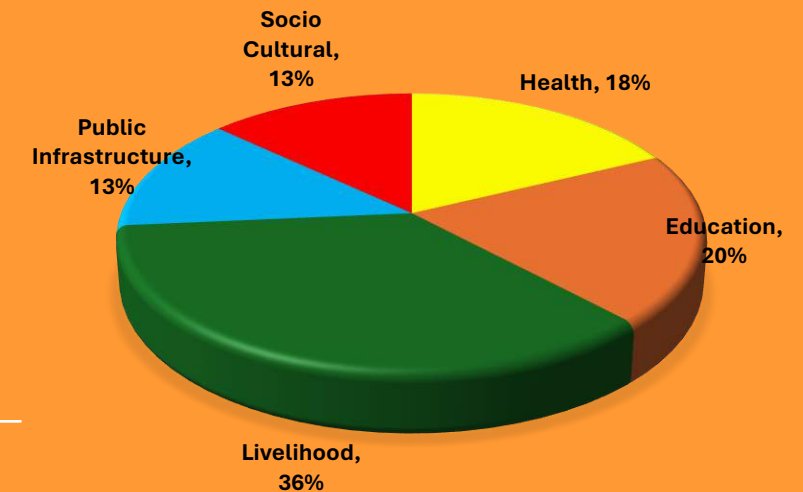
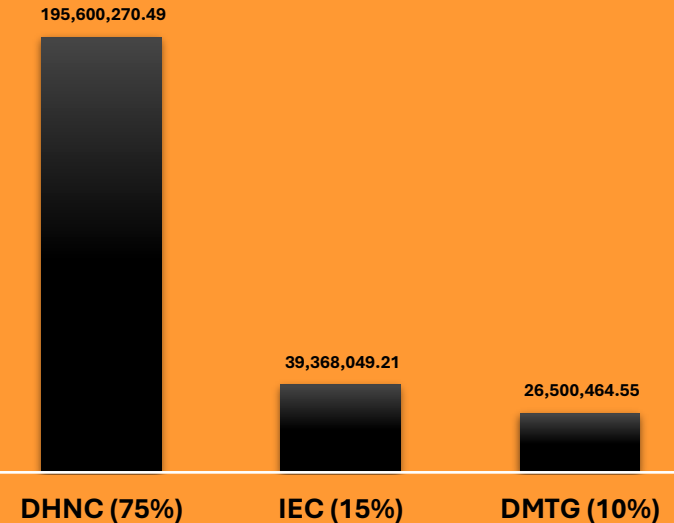




SDMP MILESTONES

TVIRD PROJECT'S TOTAL AMOUNT BREAKDOWN OF SOCIAL DEVELOPMENT AND MANAGEMENT PROGRAM THROUGH THE YEARS

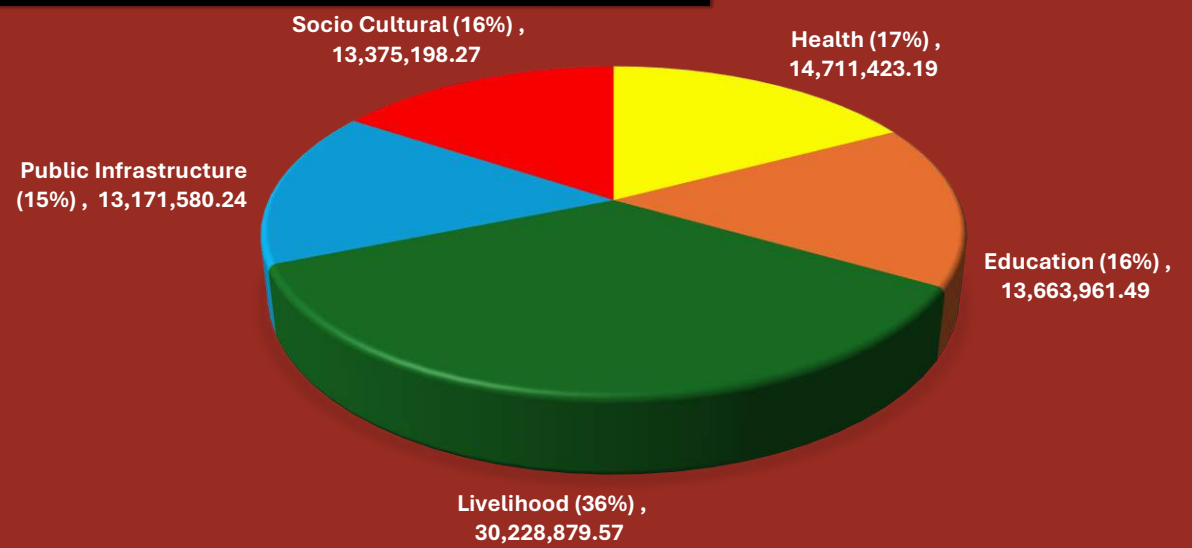
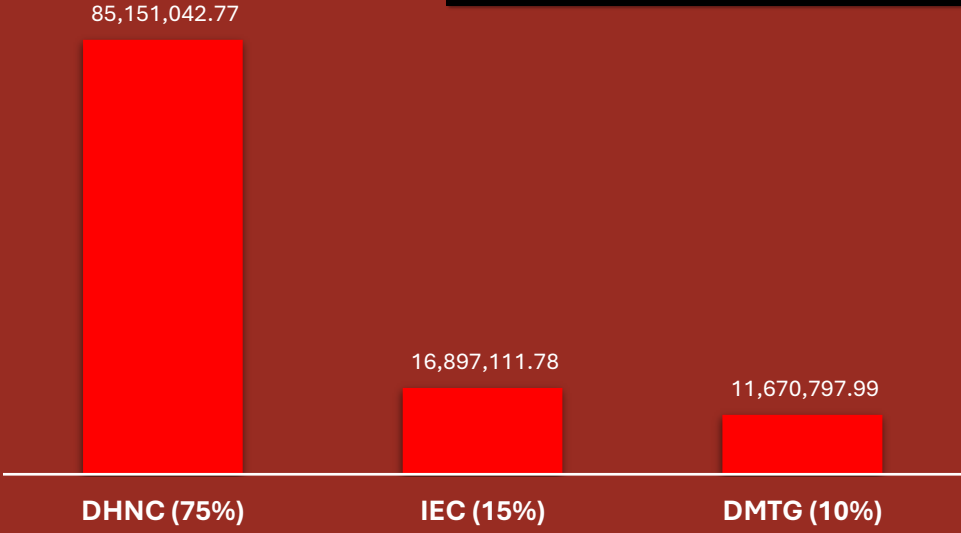
DHNC COMPONENTS	AMVI	BGSP	GRC
HEALTH	14,711,423.19	13,108,413.00	7,132,584.94
EDUCATION	13,663,961.49	22,711,563.07	2,828,110.83
LIVELIHOOD PROGRAM	30,228,879.57	33,062,795.99	6,497,865.18
PUBLIC INFRASTRUCTURE	13,171,580.24	10,363,514.00	2,493,889.13
SOCIO/OTHERS	13,375,198.27	7,835,799.51	4,414,692.07
IEC	16,897,111.78	18,291,667.00	4,179,270.43
DMTG	11,670,797.99	12,085,121.54	2,744,545.02



AMVI	BGSP	GRC	GRAND TOTAL
113,718,952.54	117,458,874.11	30,290,957.60	261,468,784.25

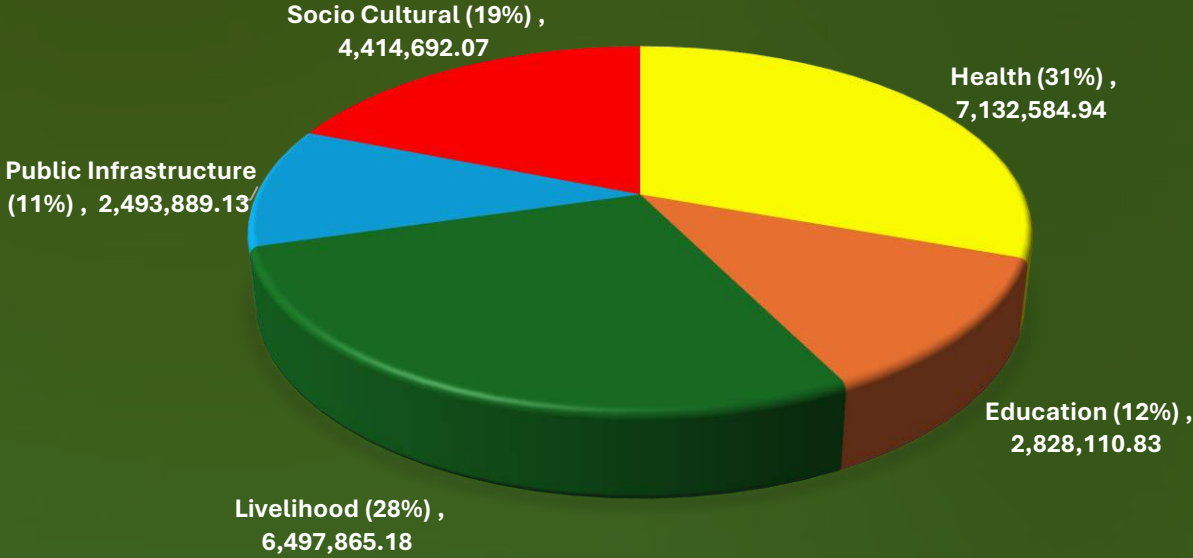
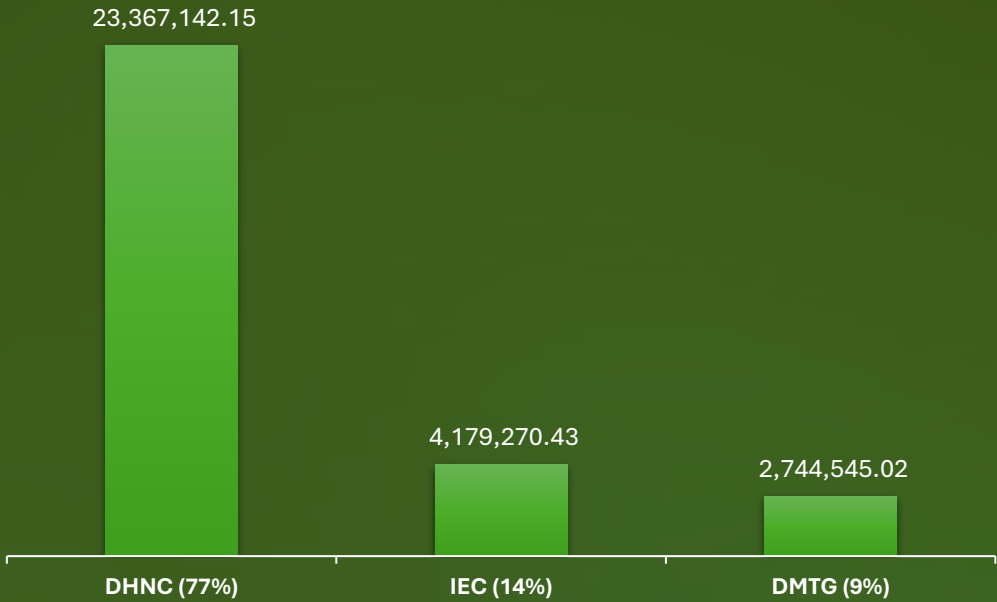


SOCIAL DEVELOPMENT AND MANAGEMENT PROGRAM BREAKDOWN OF AMVI FROM 2014-2023



DHNC COMPONENTS	2014	2015	2016	2017	2018	2019	2020	2021	2022	2023
HEALTH	265,987.50	182,738.08	2,140,000.00	1,991,092.19	1,525,041.31	648,000.00	2,080,641.00	3,546,798.36	1,626,131.22	704,993.53
EDUCATION	304,847.50	387,925.17	1,032,000.00	2,304,000.00	2,288,100.00	1,290,000.00	950,000.00	1,305,000.00	1,842,710.41	1,959,378.41
LIVELIHOOD PROGRAM	1,047,552.50	402,632.58	2,131,000.00	6,253,764.59	5,480,000.00	3,462,000.00	2,511,250.00	2,492,523.46	1,804,710.41	4,643,446.03
PUBLIC INFRASTRUCTURE	820,000.00	1,149,260.06	1,430,500.00	854,205.35	659,000.00	1,654,797.25	1,892,960.26	950,000.00	2,734,140.27	1,026,717.05
SOCIO/OTHERS	278,000.00	260,763.50	534,000.00	1,536,967.63	3,688,823.92	844,814.75	1,255,000.00	1,071,939.54	2,323,710.41	1,581,178.52
IEC	-	693,511.04	2,133,013.86	2,588,005.95	2,232,113.97	1,579,922.40	1,747,869.05	1,873,252.27	2,066,280.54	1,983,142.71
DMTG	-	361,461.00	1,816,544.11	1,725,337.30	1,589,876.50	1,053,281.60	1,175,847.13	1,248,834.85	1,377,520.36	1,322,095.14

SOCIAL DEVELOPMENT AND MANAGEMENT PROGRAM BREAKDOWN OF GRC FROM 2021-2024



DHNC COMPONENTS	2021	2022	2023	2024
HEALTH	4,889,506.00	269,953.00	305,000.00	1,668,125.94
EDUCATION	812,580.50	76,562.50	734,132.57	1,204,835.26
LIVELIHOOD PROGRAM	1,258,839.00	-	1,506,579.72	3,732,446.46
PUBLIC INFRASTRUCTURE	738,345.00	528,126.50	250,000.00	977,417.63
SOCIO/OTHERS	1,227,000.00	340,607.00	1,038,287.71	1,808,797.36
IEC	1,104,665.65	289,050.00	897,230.25	1,888,324.53
DMTG	781,762.00	192,700.00	511,200.00	1,258,883.02

HEALTH

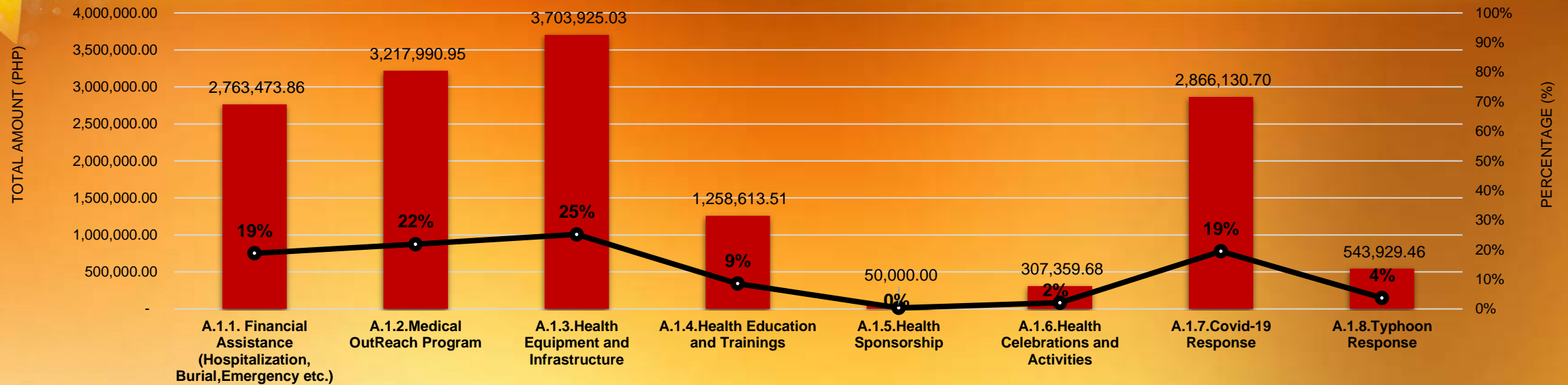


AGATA
MINING VENTURES INC.
A TSX-V LISTED COMPANY



GREENSTONE
RESOURCES CORPORATION
A TSX-V LISTED COMPANY





HEALTH	YEAR									
	2014	2015	2016	2017	2018	2019	2020	2021	2022	2023
A.1.1. Financial Assistance (Hospitalization, Burial, Emergency etc.)	-	-	37,500.00	410,000.00	390,000.00	258,000.00	60,000.00	363,154.33	628,140.27	616,679.26
A.1.2. Medical OutReach Program	-	-	180,000.00	70,000.00	510,000.00	310,000.00	-	1,650,000.00	497,990.95	-
A.1.3. Health Equipment and Infrastructure	214,987.50	176,738.08	1,553,885.18	650,000.00	-	50,000.00	180,000.00	300,000.00	490,000.00	88,314.27
A.1.4. Health Education and Trainings	-	-	233,613.51	525,000.00	400,000.00	-	-	100,000.00	-	-
A.1.5. Health Sponsorship	-	-	-	-	-	30,000.00	20,000.00	-	-	-
A.1.6. Health Celebrations and Activities	51,000.00	6,000.00	-	77,205.35	75,000.00	-	-	88,154.33	10,000.00	-
A.1.7. Covid-19 Response	-	-	-	-	-	-	1,820,641.00	1,045,489.70	-	-
A.1.8. Typhoon Response	-	-	135,001.31	258,886.84	150,041.31	-	-	-	-	-

TOTAL AMOUNT: 14,711,423.19



MEDICAL OUTREACH PROGRAM

In response to the dearth of medical facilities, particularly in remote areas within AMVI's operational scope, the company has undertaken initiatives to furnish medical services. This strategic move aims to safeguard the health and overall well-being of the local residents, underscoring AMVI's commitment to addressing healthcare gaps in underserved communities.

19,879

**BENEFICIARIES FROM HOST
AND NEIGHBORING BARANGAYS**

607

**KIDS FROM 8 HOST AND NEIGHBORING
BARANGAYS BENEFITED FROM THIS PROGRAM**

FEEDING PROGRAM

To address malnutrition within the locality, AMVI initiated a comprehensive feeding program. This program entails the regular provision of hot meals, specifically designed to ensure that children receive the appropriate nutritional support essential for their healthy growth and development. The implementation of such initiatives reflects AMVI's commitment to tackling malnutrition issues in a targeted and sustained manner.





COVID-19 RESPONSE

In response to the onset of the COVID-19 pandemic, AMVI mobilized extensive efforts to provide essential relief to its stakeholders. This encompassed the distribution of relief goods, transportation assistance, medical supplies, and Personal Protective Equipment (PPEs). By actively engaging in these initiatives, AMVI demonstrated its commitment to supporting and safeguarding the well-being of its stakeholders during challenging times, showcasing a proactive and socially responsible approach to pandemic response efforts.

11,883

**INDIVIDUALS BENEFITED FROM AMVI'S HOST
AND NEIGHBORING BARANGAYS**
(RELIEF GOODS/TRANSPORTATION/MEDICAL SUPPLIES/PPEs)

9,347

**BENEFICIARIES FROM THE HOST AND
NEIGHBORING BARANGAYS**

PROVISION OF MEDICINES AND MULTIVITAMINS

In its commitment to promoting the health and well-being of stakeholders, AMVI consistently contributes to local health facilities by providing essential medicines and multivitamins. This proactive approach underscores AMVI's dedication to supporting community health initiatives and demonstrates a sustainable effort to enhance healthcare resources within its operational areas.





SUPPORT TO I-WASH

Recognizing the critical role of sanitation in promoting community health and well-being, AMVI actively supports the I-Wash Program. This initiative focuses on addressing the sanitation needs of individuals who lack access to toilets. By providing this essential program, AMVI contributes significantly to improving overall hygiene standards within the community, thereby positively impacting public health outcomes.

154

**HOUSEHOLDS BENEFITED FROM AMVI'S
8 HOST AND NEIGHBORING BARANGAYS**

1,271

**BENEFICIARIES FROM 8 THE HOST AND
NEIGHBORING BARANGAYS**

PROVISION OF MEDICAL ASSISTANCE

AMVI places significant emphasis on providing medical assistance to residents facing financial constraints. By offering financial support for medical needs, AMVI contributes to ensuring that all individuals, regardless of economic status, have access to essential healthcare services. This approach aligns with the principles of social responsibility and inclusivity, reflecting AMVI's dedication to promoting the health and well-being of its stakeholders.





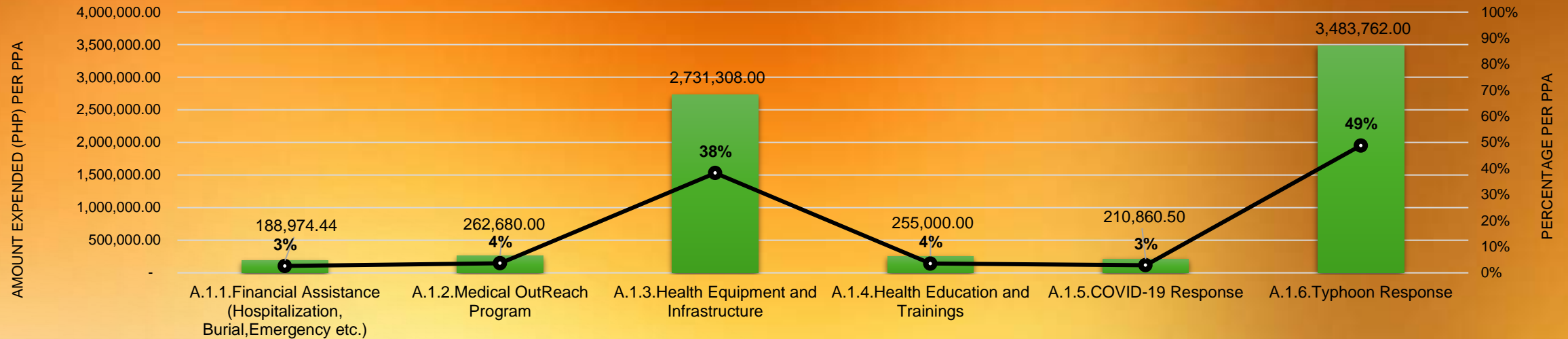
ACERT CREATION

AMVI's creation of the Agata Community Emergency Response Team in collaboration with local communities is a proactive response to the escalating demand for trained emergency responders. This initiative signifies a commitment to community safety and preparedness, reflecting the company's dedication to fulfilling a vital role in addressing emergencies within its operational areas.

240

**TRAINED RESPONDERS FROM 8 HOST
AND NEIGHBORING BARANGAYS**





HEALTH	YEAR			
	2021	2022	2023	2024
A.1.1. Financial Assistance (Hospitalization, Burial, Emergency etc.)	-	-	55,000.00	133,974.44
A.1.2. Medical OutReach Program	77,680.00	-	-	185,000.00
A.1.3. Health Equipment and Infrastructure	1,328,064.00	59,092.50	100,000.00	1,244,151.50
A.1.4. Health Education and Trainings	-	-	150,000.00	105,000.00
A.1.5. COVID-19 Response	-	210,860.50	-	-
A.1.6. Typhoon Response	3,483,762.00	-	-	-

TOTAL AMOUNT: 7,132,584.94

INDICATORS		UOM	TOTAL	2021	2022	2023	2024
			62,923	22,540	6,063	525	33,795
A.1.1	Financial Assistance (Hospitalization, Burial, Emergency etc.)	no. of individuals	10,986	-	-	-	10,986
A.1.2	Medical OutReach Program	no. of individuals	12,428	57	-	-	12,371
A.1.3	Health Equipment and Infrastructure	no. of individuals	14,746	10,399	1,060	500	2,787
A.1.4	Health Education and Trainings	no. of individuals	7,676	-	-	25	7,651
A.1.5	Health Sponsorship	no. of individuals	-				
A.1.6	COVID-19 Response	no. of individuals	5,003	-	5,003	-	-
A.1.7	Typhoon Response	no. of individuals	12,084	12,084	-	-	-



SUPPORT TO I-WASH

Understanding the pivotal role of sanitation in community health, GRC proactively supports the construction of comfort rooms. By providing materials and resources, the company contributes to fostering a hygienic environment that is essential for the overall well-being of the communities it serves.

500

**INDIVIDUALS BENEFITED FROM GRC'S
2 NEIGHBORING BARANGAYS**

10,399

**BENEFICIARIES FROM 8 THE HOST AND
NEIGHBORING BARANGAYS**

PROVISION OF MEDICAL TOOLS/EQUIPMENTS

Recognizing the critical importance of accessible healthcare, GRC takes proactive steps to address the scarcity of medical supplies in local health facilities. By providing essential medicines and diagnostic equipment, the company contributes significantly to improving healthcare services within the communities. This strategic approach aligns with GRC's commitment to ensuring the well-being of its stakeholders and reflects a dedication to bridging healthcare gaps.





FINANCIAL ASSISTANCE

GRC demonstrates a swift response to urgent medical needs, emphasizing its commitment to aiding a significant number of individuals during critical situations. GRC places a strong emphasis on the intrinsic value of life, reflecting its commitment to prioritizing and safeguarding the well-being of individuals.

10,986

**INDIVIDUALS BENEFITED FROM GRC'S
HOST AND NEIGHBORING COMMUNITIES**

25

**TRAINED RESPONDERS FROM THE 8
HOST AND NEIGHBORING BARANGAYS**

GRC COMMUNITY EMERGENCY RESPONSE TEAM TRAINING

Recognizing the importance of preparedness, the company took the initiative to train responders within each community in its premises. This strategic move not only ensures a swift and effective response during emergencies but also empowers local residents to play an active role in safeguarding their communities. By prioritizing training and building a network of responders, GRC contributes to a resilient and secure environment, aligning with best practices in community safety and disaster preparedness.





COVID-19 RESPONSE

When the COVID-19 pandemic started, TVIRD-GRC committed significant resources to give its stakeholders critical relief. This included providing medical supplies, personal protective equipment (PPEs), relief products, and support with transportation. Through its active participation in these programs, GRC showed that it was dedicated to protecting and promoting the welfare of its stakeholders in trying times, exhibiting a proactive and socially conscious attitude to pandemic response operations.

5,003

**INDIVIDUALS BENEFITED FROM GRC'S
HOST AND NEIGHBORING COMMUNITIES**

12,084

**INDIVIDUALS BENEFITED FROM GRC'S
ST ODETTE RESPONSE PROGRAM**

SUPER TYPHOON ODETTE RESPONSE

In response to the urgent call after Super Typhoon Odette struck Surigao del Norte, GRC swiftly reallocated its remaining funds, as per MGB's directive, for relief operations, extending assistance to Dinagat Islands. GRC's assistance in the aftermath of Super Typhoon Odette encompassed relief goods and the provision of construction materials, aiding those affected in rebuilding their lives.



EDUCATION

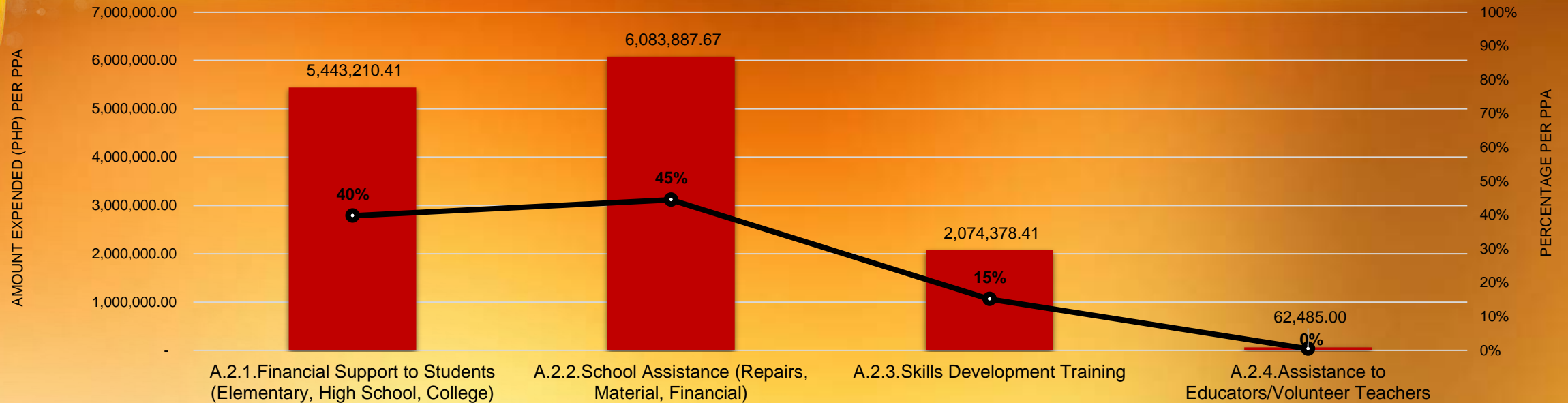


AGATA
MINING VENTURES INC.
A TVSOUTH AFRICA COMPANY



GREENSTONE
RESOURCES CORPORATION
A TVSOUTH AFRICA COMPANY





EDUCATION	YEAR									
	2014	2015	2016	2017	2018	2019	2020	2021	2022	2023
A.2.1. Financial Support to Students (Elementary, High School, College)	40,000.00	30,500.00	133,000.00	1,200,000.00	850,000.00	725,000.00	540,000.00	605,000.00	699,710.41	620,000.00
A.2.2. School Assistance (Repairs, Material, Financial)	264,847.50	322,940.17	871,000.00	1,104,000.00	1,218,100.00	505,000.00	370,000.00	450,000.00	978,000.00	-
A.2.3. Skills Development Training	-	-	-	-	220,000.00	60,000.00	40,000.00	250,000.00	165,000.00	1,339,378.41
A.2.4. Assistance to Educators/Volunteer Teachers	-	34,485.00	28,000.00	-	-	-	-	-	-	-

TOTAL AMOUNT: 13,663,961.49

INDICATORS		UOM	TOTAL	2014	2015	2016	2017	2018	2019	2020	2021	2022	2023
		INDIVIDUALS	36,506	3,410	4,523	3,896	4,768	5,293	3,881	1,672	3,011	5,143	909
A.2.1	Financial Support to Students (Elementary, High School, College)	INDIVIDUALS	4,476	200	61	221	720	728	643	492	467	550	394
A.2.2	School Assistance (Repairs, Material, Financial)	INDIVIDUALS	30,849	3,210	4,458	3,672	4,048	4,466	3,208	1,100	2,344	4,343	-
A.2.3	Skills Development Training	INDIVIDUALS	1,174	-	-	-	-	99	30	80	200	250	515
A.2.4	Assistance to Educators/Volunteer Teachers	INDIVIDUALS	7	-	4	3	-	-	-	-	-	-	-



SCHOOL ASSISTANCE

AMVI demonstrates a commitment to educational support by providing sets of school and office supplies to various learning centers. This strategic initiative aims to enhance the learning environment and resources available to students and educators. By equipping learning centers with essential supplies, AMVI contributes to improving educational outcomes and fostering a conducive atmosphere for academic development.

30,849

**LEARNERS BENEFITED FROM
THIS INITIATIVE**



4,476

**PUPILS AND STUDENTS BENEFITED FROM
AMVI'S SUPPORT TO LEARNERS' PROGRAM**

FINANCIAL SUPPORT

AMVI's strong advocacy for providing school supplies to learners reflects a profound understanding of the significance of education in community development. By prioritizing the distribution of school supplies, AMVI contributes to creating an enabling environment for students to thrive academically. This strategic initiative aims to address barriers to education, ensuring that learners have the necessary tools for effective and meaningful participation in the learning process.



Learners' Care

AMVI – SDMP - DHNC



CONSTRUCTION/RENOVATION

Recognizing the importance of the physical space in facilitating effective learning, AMVI contributes to the enhancement of educational infrastructure. This strategic focus aims to provide learners with an environment that fosters concentration, engagement, and overall academic success. AMVI's emphasis on creating a conducive learning environment underscores a commitment to the holistic development of the communities it serves.

3,255

LEARNERS BENEFITED FROM
THIS INITIATIVE

35

BENEFICIARIES OF CACAO
TRAINING AND MANAGEMENT

TRAINING ON KAKANIN

AMVI's commitment to fostering sustainable economic development is exemplified through its support for local businesses. Recognizing the importance of economic resilience beyond the mine life, AMVI has implemented training programs aimed at equipping locals with skills in kakanin-making. This initiative not only empowers individuals to generate income but also contributes to the diversification of the local economy.





TRAINING ON COCONUT PRODUCTION AND MANAGEMENT

AMVI strategically leverages the abundance of coconut trees within its operational area to empower local communities through targeted training programs that pave the way for sustainable enterprises. This approach aligns with the principles of sustainable development, as it utilizes local resources efficiently while promoting entrepreneurship and community resilience.

25

BENEFICIARIES OF COCONUT PRODUCTION AND MANAGEMENT



25

BENEFICIARIES OF CAMOTE/BANANA CHIPS MAKING TRAINING

TRAINING ON CAMOTE/ BANANA CHIPS MAKING

This initiative aims to transform these readily available agricultural products into marketable goods, creating potential income streams for community members. The training programs not only capitalize on existing resources but also contribute to skill development, fostering economic empowerment and entrepreneurship. AMVI aligns its efforts with sustainable practices, promoting local industries and ensuring that communities can thrive economically beyond the mine life.





TRAINING ON AGSAM HANDICRAFT

This initiative not only taps into the unique characteristics of agsam but also empowers residents with skills in crafting high-quality handicrafts. By investing in such training, AMVI contributes to the development of a sustainable local handicraft industry, creating opportunities for economic growth and preserving cultural heritage.

25

**BENEFICIARIES OF AGSAM
HANDICRAFT TRAINING**



25

**BENEFICIARIES OF
BURI HANDICRAFT TRAINING**

TRAINING ON BURI HANDICRAFT

This initiative aimed to provide residents with the necessary skills to cultivate buri as a sustainable livelihood. By equipping locals with the expertise needed for efficient buri utilization, AMVI contributes to the creation of a sustainable economic advantage for the community. This approach not only enhances the residents' livelihood opportunities but also promotes the responsible utilization of local resources, aligning with AMVI's commitment to fostering economic sustainability in the region.





TRAINING ON ABACA MANAGEMENT

The objective is to equip community members with the necessary knowledge and skills to cultivate abaca effectively. By fostering expertise in abaca production, AMVI aims to unlock diverse economic possibilities for the community. This strategic approach aligns with AMVI's commitment to promoting sustainable economic development and empowering local residents with valuable skills that can contribute to their livelihoods.

35

**BENEFICIARIES OF ABACA PRODUCTION
AND MANAGEMENT**



54

**STUDENT/PUPILS BENEFITED
FROM THIS PROJECT**

SCHOOL BOAT PROJECT

AMVI's initiative to provide school boats serves as a strategic intervention to address transportation challenges faced by students in accessing learning facilities. This approach is crucial, especially in areas with geographical constraints that hinder regular commuting. By offering dedicated school boats, AMVI aims to ensure that students have a reliable means of transportation to reach their educational institutions.



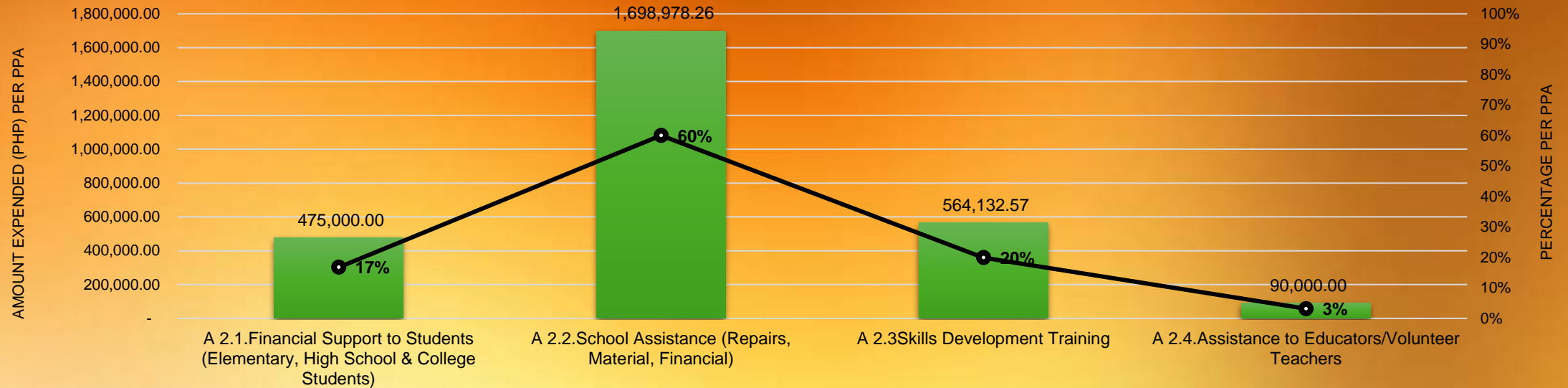
25

**BENEFICIARIES OF WATER HYACINTH
HANDICRAFT TRAINING**

**TRAINING ON WATER
HYACINTH HANDICRAFT**

AMVI's commitment to sustainable economic development extends to supporting local businesses, ensuring a lasting impact even beyond the mine life. This innovative approach not only provides community members with valuable skills but also addresses environmental concerns by utilizing a locally available and abundant resource.





EDUCATION	YEAR			
	2021	2022	2023	2024
A 2.1. Financial Support to Students (Elementary, High School & College Students)	-	-	-	475,000.00
A 2.2. School Assistance (Repairs, Material, Financial)	812,580.50	76,562.50	170,000.00	639,835.26
A 2.3. Skills Development Training	-	-	564,132.57	-
A 2.4. Assistance to Educators/Volunteer Teachers	-	-	-	90,000.00

TOTAL AMOUNT: 2,828,110.83

INDICATORS			TOTAL	2021	2022	2023	2024
		UOM	11,282	2,476	108	3,172	5,526
A.2.1	Financial Support to Students (Elementary, High School & College Students)	no. of individuals	600	-	-	-	600
A.2.2	School Assistance (Repairs, Material, Financial)	no. of individuals	9,527	2,476	108	3,097	3,846
A.2.3	Skills Development Training	no. of individuals	75	-	-	75	-
A.2.4	Assistance to Educators/Volunteer Teachers	no. of individuals	1,080	-	-	-	1,080



SCHOOL ASSISTANCE

Recognizing the pivotal role education plays in community development, GRC strategically invests in initiatives that directly benefit students. By actively contributing to the improvement of school facilities and ensuring that students have access to necessary supplies, GRC not only enhances the learning environment but also promotes educational opportunities.

9,527

LEARNERS BENEFITED FROM THIS INITIATIVE

3

SCHOOL FACILITIES WERE RENOVATED/REPAIRED

SCHOOL BUILDINGS CONSTRUCTION/REPAIR

By providing construction materials for the repair of learning facilities, the company actively contributes to the enhancement of educational spaces within the community. This strategic initiative not only supports the physical infrastructure but also creates a positive impact on the overall learning experience. GRC recognizes that a well-maintained and safe learning environment is essential for the academic success and well-being of students.





SUPPORT TO DAY CARE

Recognizing the pivotal role education plays in community development, GRC strategically invests in initiatives that directly benefit students. By actively contributing to the improvement of school facilities and ensuring that students have access to necessary supplies, GRC not only enhances the learning environment but also promotes educational opportunities.

443

**DAY CARE PUPILS BENEFITED
FROM THIS INITIATIVE**

1,229

**BENEFICIARIES BENEFITED
FROM THIS INITIATIVE**

SUPPORT TO BRIGADA ESKWELA

By providing construction materials for the repair of learning facilities, the company actively contributes to the enhancement of educational spaces within the community. This strategic initiative not only supports the physical infrastructure but also creates a positive impact on the overall learning experience. GRC recognizes that a well-maintained and safe learning environment is essential for the academic success and well-being of students.





DRIVING HEAVY VEHICLE NC-II

Recognizing the demand for skilled drivers within the community, GRC has proactively addressed this need by implementing a training program for interested community members. This initiative not only enhances the employability of individuals within the community but also provides them with a valuable skill set. By equipping community members with the necessary training to become skilled drivers, GRC contributes to local employment opportunities and economic empowerment.

25

**INDIVIDUALS BENEFITED
FROM THIS INITIATIVE**



25

**INDIVIDUALS BENEFITED
FROM THIS INITIATIVE**

COMMUNITY-BASED ORGANIC AGRICULTURE TRAINING

This initiative aims to empower interested farmers with the knowledge and skills needed to enhance their agricultural practices in an environmentally sustainable manner. By offering free training, GRC contributes to the economic prosperity of local farmers, making their livelihoods more robust and environmentally friendly. This aligns with the company's commitment to fostering sustainable practices within the community and promoting self-sufficiency among local farmers.



Learners' Care

AMVI – SDMP - DMTG



Congratulations!
AGATA SCHOLAR GRADUATES

Bachelor of Science in Mining Engineering

CLASS OF 2022

CUM LAUDE

AGATA

Congratulations!
AGATA Scholar Graduates


Greetings from your AGATA family

Learners' Care

GRC – SDMP - DMTG



Community	Name	Course	School	Year			Monthly Allowance			Other Support		GRAND TOTAL	Status	Remarks
				2024	2023	2022	Php	No. of Months to date	TOTAL	Type of Support	Cost			
Cawilan	Moril, Angela Ruth	Social Work	CSU		1	1	2,500.00	18	45,000.00			45,000.00	2nd year college	On-going
Siana	Busano, Shien	Geodetic Engr.	CSU		1		2,500.00	6	15,000.00			15,000.00	2nd year college	On-going
Del Rosario	Alibangbang, Rutchen	Geology	CSU		1		2,500.00	6	15,000.00			15,000.00	3rd year college	On-going
Siana	Cubero, Lyndon	Mechanical Engr.	SEC		1		2,500.00	6	15,000.00			15,000.00	1st year college	On-going
Dayano	Lonop, Reysheille	Mining Engineer	SPUS		1				-	Review Fee	10,000.00	10,000.00	Graduate	Not working
								GRAND TOTAL	90,000.00	-	10,000.00	100,000.00		





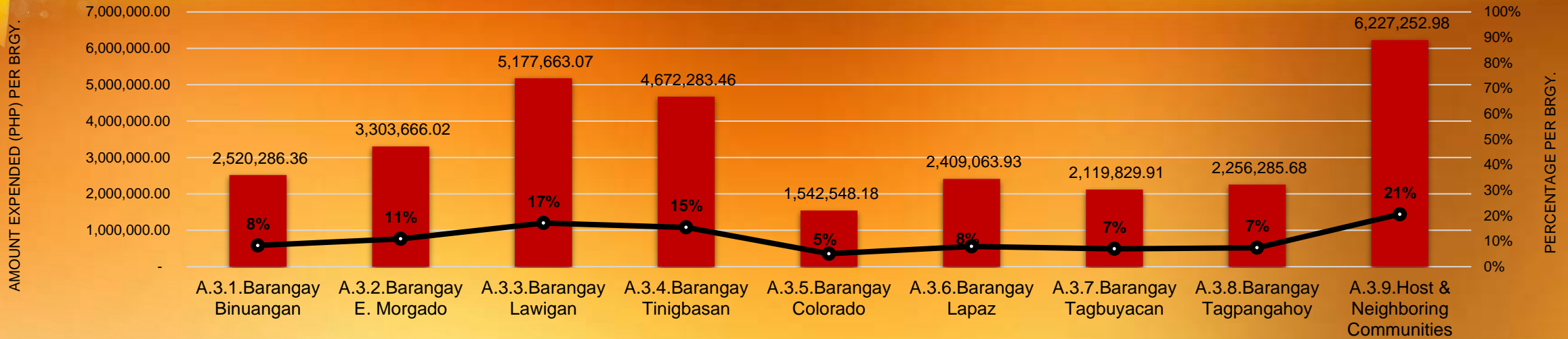
LIVELIHOOD



AGATA
MINING VENTURES INC.
A TUBACAO CITY COMPANY



GREENSTONE
RESOURCES CORPORATION
A LISTED COMPANY



LIVELIHOOD	YEAR									
	2014	2015	2016	2017	2018	2019	2020	2021	2022	2023
A.3.1. Barangay Binuangan	50,000.00	54,584.50	260,000.00	420,761.61	502,500.00	100,000.00	-	276,261.73	225,000.00	631,178.52
A.3.2. Barangay E. Morgado	329,987.50	20,000.00	300,000.00	700,000.00	822,500.00	300,000.00	-	200,000.00	-	631,178.52
A.3.3. Barangay Lawigan	300,000.00	122,631.00	477,000.00	900,000.00	1,092,500.00	500,000.00	-	420,000.00	575,000.00	790,532.07
A.3.4. Barangay Tinigbasan	126,000.00	111,658.83	390,000.00	1,150,000.00	1,002,500.00	450,000.00	-	350,000.00	334,710.41	757,414.22
A.3.5. Barangay Colorado	83,282.50	5,980.00	200,000.00	250,000.00	422,500.00	50,000.00	-	80,000.00	30,000.00	420,785.68
A.3.6. Barangay Lapaz	45,000.00	31,778.25	200,000.00	574,000.00	632,500.00	130,000.00	-	150,000.00	225,000.00	420,785.68
A.3.7. Barangay Tagbuyacan	63,282.50	32,000.00	100,000.00	480,000.00	502,500.00	140,000.00	-	216,261.73	165,000.00	420,785.68
A.3.8. Barangay Tagpangahoy	50,000.00	24,000.00	204,000.00	485,000.00	502,500.00	270,000.00	-	200,000.00	100,000.00	420,785.68
A.3.9. Host & Neighboring Communities	-	-	-	1,294,002.98	-	1,522,000.00	2,511,250.00	600,000.00	150,000.00	150,000.00

TOTAL AMOUNT: 30,228,879.57

Value-adding & Enterprise Support

AMVI – SDMP -DHNC



INDICATORS		UOM	TOTAL	2014	2015	2016	2017	2018	2019	2020	2021	2022	2023
			13,243	260	427	540	1,000	1,828	1,710	5,419	796	495	768
A.3.1	Barangay Binuangan	INDIVIDUALS	550	25	30	67	129	191	10	-	11	32	80
A.3.2	Barangay E. Morgado	INDIVIDUALS	670	25	20	20	110	325	60	-	60	-	50
A.3.3	Barangay Lawigan	INDIVIDUALS	1,156	35	70	65	105	170	134	-	80	240	257
A.3.4	Barangay Tinigbasan	INDIVIDUALS	1,361	85	167	195	210	399	20	-	181	27	162
A.3.5	Barangay Colorado	INDIVIDUALS	477	25	59	34	84	152	30	-	34	25	59
A.3.6	Barangay Lapaz	INDIVIDUALS	566	25	26	30	140	225	30	-	40	40	35
A.3.7	Barangay Tagbuyacan	INDIVIDUALS	640	25	50	50	120	220	50	-	50	50	25
A.3.8	Barangay Tagpangahoy	INDIVIDUALS	415	15	5	79	62	146	37	-	40	6	25
A.3.9	Host & Neighboring Communities	INDIVIDUALS	7,248	-	-	-	40	-	1,339	5,419	300	75	75

Value-adding & Enterprise Support

AMVI – SDMP – DHNC



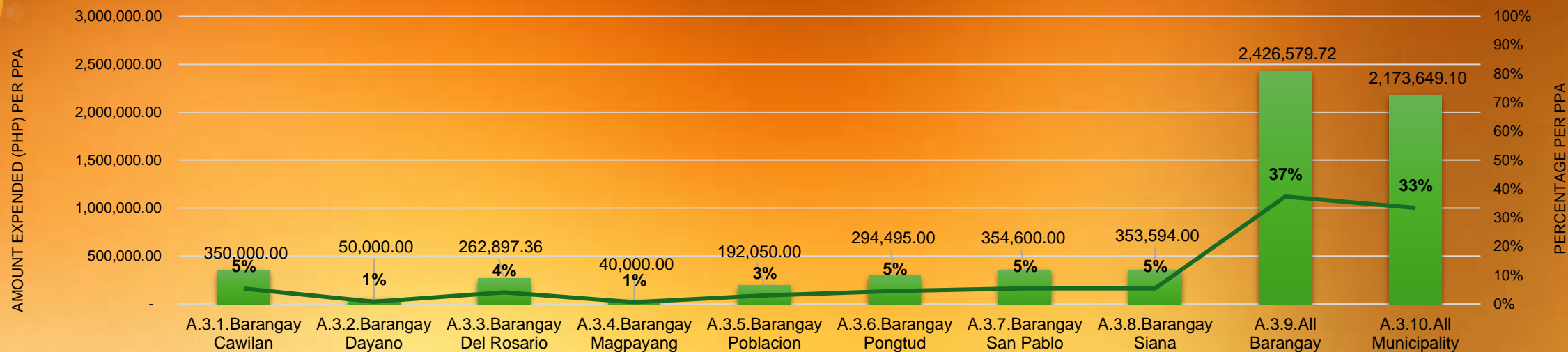
230

FISHERFOLKS BENEFITTED FROM
AMVI'S INITIATIVE

SUPPORT TO FISHERFOLKS

AMVI recognizes the significance of supporting fisherfolks and has demonstrated its concern by providing essential materials and boats, ensuring the success of their endeavors.





LIVELIHOOD	YEAR			
	2021	2022	2023	2024
A.3.1.Barangay Cawilan	-	-	10,000.00	340,000.00
A.3.2.Barangay Dayano	-	-	10,000.00	40,000.00
A.3.3.Barangay Del Rosario	209,100.00	-	10,000.00	43,797.36
A.3.4.Barangay Magpayang	-	-	10,000.00	30,000.00
A.3.5.Barangay Poblacion	162,050.00	-	10,000.00	20,000.00
A.3.6.Barangay Pongtud	219,495.00	-	10,000.00	65,000.00
A.3.7.Barangay San Pablo	324,600.00	-	10,000.00	20,000.00
A.3.8.Barangay Siana	343,594.00	-	10,000.00	-
A.3.9.All Barangay	-	-	1,426,579.72	1,000,000.00
A.3.10.All Municipality	-	-	-	2,173,649.10

TOTAL AMOUNT: 6,497,865.18

Value-adding & Enterprise Support

GRC – SDMP -DHNC



INDICATORS		UOM	TOTAL	2021	2022	2023	2024
			3,602	1,105	-	519	1,978
A.3.1	Barangay Cawilan	no. of individuals	649	-	-	60	589
A.3.2	Barangay Dayano	no. of individuals	89	-	-	45	44
A.3.3	Barangay Del Rosario	no. of individuals	492	391	-	30	71
A.3.4	Barangay Magpayang	no. of individuals	311	-	-	50	261
A.3.5	Barangay Poblacion	no. of individuals	574	265	-	40	269
A.3.6	Barangay Pongtud	no. of individuals	456	94	-	94	268
A.3.7	Barangay San Pablo	no. of individuals	610	320	-	40	250
A.3.8	Barangay Siana	no. of individuals	70	35	-	35	-
A.3.9	All Barangay	no. of individuals	225	-	-	125	100
A.3.9	All Municipality	no. of individuals	126	-	-	-	126

Value-adding & Enterprise Support

GRC – SDMP - DHNC



3,602

**BENEFICIARIES OF
GRC's INITIATIVES**

SUPPORT TO FARMERS

GRC's active provision of financial support to farmers underscores its commitment to the economic upliftment of the community. By offering assistance for facility improvement and acquiring new tools, GRC aims to enhance the overall productivity and efficiency of local farming practices. This financial support not only contributes to the immediate well-being of farmers but also promotes sustainable agricultural development within the community.



23 Sep 2023 6:12:29 am

PUBLIC INFRASTRUCTURE

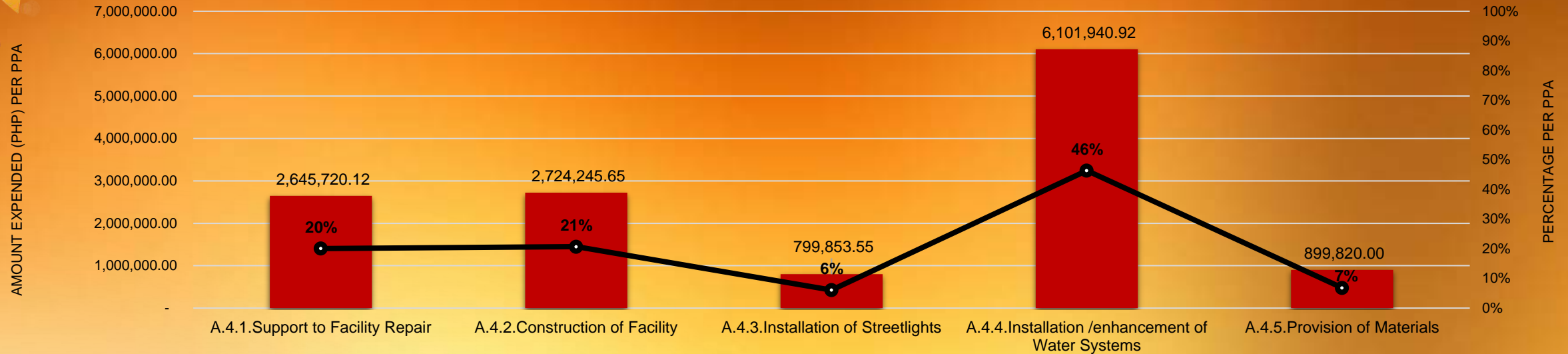


AGATA
MINING VENTURES INC.
A TSSE LISTED COMPANY



GREENSTONE
RESOURCES CORPORATION
A TSSE LISTED COMPANY

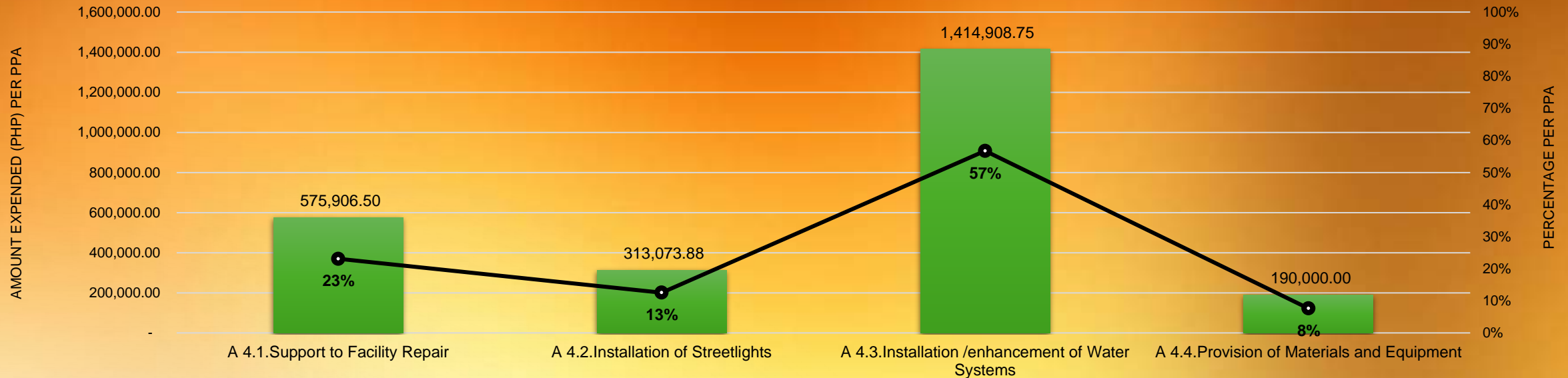




PUBLIC UTILITIES	YEAR									
	2014	2015	2016	2017	2018	2019	2020	2021	2022	2023
A.4.1.Support to Facility Repair	200,000.00	24,462.00	320,000.00	-	-	290,000.00	250,000.00	340,000.00	1,158,140.27	63,117.85
A.4.2.Construction of Facility	-	-	-	500,000.00	400,000.00	190,000.00	350,000.00	240,000.00	190,000.00	854,245.65
A.4.3.Installation of Streetlights	-	-	330,500.00	-	50,000.00	120,000.00	-	-	190,000.00	109,353.55
A.4.4.Installation /enhancement of Water Systems	620,000.00	820,978.06	480,000.00	354,205.35	209,000.00	1,054,797.25	1,292,960.26	370,000.00	900,000.00	-
A.4.5.Provision of Materials	-	303,820.00	300,000.00	-	-	-	-	-	296,000.00	-

TOTAL AMOUNT: 13,171,580.24

INDICATORS		UOM	TOTAL	2014	2015	2016	2017	2018	2019	2020	2021	2022	2023
			117,612	4,330	11,350	17,042	2,712	7,971	13,172	18,149	12,150	23,230	7,506
A.4. Support to Facility Repair 1		INDIVIDUALS	25,618	1,600	231	5,280	-	-	4,448	2,416	4,917	6,686	40
A.4. Construction of Facility 2		INDIVIDUALS	27,541	-	-	-	1,812	3,473	909	11,034	2,732	1,932	5,649
A.4. Installation of Streetlights 3		INDIVIDUALS	14,538	-	-	4,607	-	2,000	2,000	-	-	4,114	1,817
A.4. Installation /enhancement of Water Systems 4		INDIVIDUALS	41,842	2,730	6,329	6,157	900	2,498	5,815	4,699	4,501	8,213	-
A.4. Provision of Materials 5		INDIVIDUALS	8,073	-	4,790	998	-	-	-	-	-	2,285	-



PUBLIC INFRA	YEAR			
	2021	2022	2023	2024
A 4.1.Support to Facility Repair	-	335,906.50	100,000.00	140,000.00
A 4.2.Installation of Streetlights	-	110,656.25	-	202,417.63
A 4.3.Installation /enhancement of Water Systems	738,345.00	81,563.75	150,000.00	445,000.00
A 4.4.Provision of Materials and Equipment	-	-	-	190,000.00

TOTAL AMOUNT: 2,493,889.13

INDICATORS		UOM	TOTAL	2021	2022	2023	2024
			32,376	5,044	8,360	8,701	10,271
A 4.1	Support to Facility Repair	no. of individuals	11,257	-	5,552	5,325	380
A.4.2	Installation of Streetlights	no. of individuals	5,754	-	1,748	-	4,006
A .4.3	Installation /enhancement of Water Systems	no. of individuals	14,775	5,044	1,060	3,376	5,295
A .4.4	Provision of Materials and Equipment	no. of individuals	590	-	-	-	590



CHURCH FACILITY IMPROVEMENT

GRC's consistent support for various congregations through the provision of construction materials for church improvements reflects its commitment to the cultural and spiritual development of the community. This initiative not only contributes to the enhancement of religious spaces but also promotes a sense of unity and shared identity within the community. By actively participating in the improvement of churches, GRC acknowledges the importance of cultural and spiritual institutions in fostering a strong and cohesive community.

7,872

**BENEFICIARIES OF
GRC's INITIATIVE**

219

**LEARNERS BENEFITED
FROM THE INITIATIVE**

REPAIR OF SCHOOL CONFERENCE

The use of solar dryers is becoming increasingly important in today's world. BGSP aims to provide basic facilities to meet the needs of the community. The importance of solar dryers lies in their ability to provide a cost-effective, environmentally friendly, and efficient way to preserve food.





REPAIR OF BARANGAY GYM

GRC's provision of construction materials for the repair of barangay gyms demonstrates its commitment to enhancing community infrastructure and promoting recreational spaces. This initiative contributes to the overall well-being of the community by providing a venue for physical activities and social gatherings. The support for barangay gym repairs aligns with GRC's dedication to fostering a healthy and vibrant community environment. It reflects a strategic investment in local infrastructure that positively impacts the residents' quality of life.

1,098

**BENEFICIARIES OF
GRC's INITIATIVE**

1,688

**BENEFICIARIES OF
GRC's INITIATIVE**

REPAIR OF MULTI-PURPOSE HALL

GRC recognizes the importance of multi-purpose halls in promoting social interactions, cultural events, and other communal activities. By providing construction materials, GRC facilitates the continuous use and maintenance of these spaces, creating a positive impact on the overall well-being and cohesion of the community.





INSTALLATION OF STREET LIGHTS

GRC's provision of materials for street lights plays a crucial role in enhancing community safety, fostering economic activity, and contributing to overall well-being. Street lights are essential elements of infrastructure, and their presence has far-reaching impacts on various aspects of community life.

5,754

**BENEFICIARIES OF
GRC's INITIATIVE**

14,775

**BENEFICIARIES OF
GRC's INITIATIVE**

ENHANCEMENT OF WATER SYSTEMS

GRC recognizes the importance of multi-purpose halls in promoting social interactions, cultural events, and other communal activities. By providing construction materials, GRC facilitates the continuous use and maintenance of these spaces, creating a positive impact on the overall well-being and cohesion of the community.



SOCIO - CULTURAL/OTHERS



AGATA
MINING VENTURES INC.
A TSX-V LISTED COMPANY

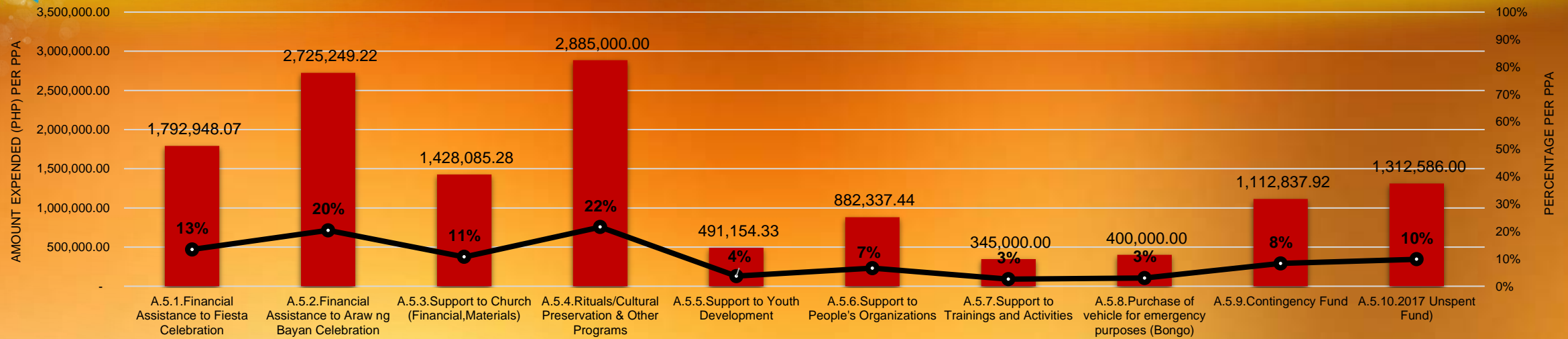


GREENSTONE
RESOURCES CORPORATION
A TSX-V LISTED COMPANY



Care Beyond Border

AMVI – SDMP -DHNC



SOCIO-CULTURAL	YEAR									
	2014	2015	2016	2017	2018	2019	2020	2021	2022	2023
A.5.1. Financial Assistance to Fiesta Celebration	45,000.00	102,343.50	152,000.00	271,205.35	225,000.00	217,500.00	145,000.00	176,261.73	165,000.00	293,637.49
A.5.2. Financial Assistance to Araw ng Bayan Celebration	111,000.00	33,000.00	209,000.00	399,850.00	440,000.00	422,500.00	190,000.00	316,261.73	305,000.00	298,637.49
A.5.3. Support to Church (Financial, Materials)	9,000.00	33,920.00	115,000.00	335,000.00	220,000.00	-	125,000.00	81,261.75	275,000.00	233,903.53
A.5.4. Rituals/Cultural Preservation & Other Programs	40,000.00	60,000.00	10,000.00	280,000.00	170,000.00	50,000.00	510,000.00	310,000.00	750,000.00	705,000.00
A.5.5. Support to Youth Development	25,000.00	2,000.00	5,000.00	102,000.00	49,000.00	35,000.00	40,000.00	108,154.33	75,000.00	50,000.00
A.5.6. Support to People's Organizations	48,000.00	29,500.00	43,000.00	148,912.28	159,400.00	119,814.75	170,000.00	80,000.00	83,710.41	-
A.5.7. Support to Trainings and Activities	-	-	-	-	-	-	75,000.00	-	270,000.00	-
A.5.8. Purchase of vehicle for emergency purposes (Bongo)	-	-	-	-	-	-	-	-	400,000.00	-
A.5.9. Contingency Fund	-	-	-	-	1,112,837.92	-	-	-	-	-
A.5.10. 2017 Unspent Fund)	-	-	-	-	1,312,586.00	-	-	-	-	-

TOTAL AMOUNT: 13,375,198.27

INDICATORS		UOM	TOTAL	2014	2015	2016	2017	2018	2019	2020	2021	2022	2023
			499,360	8,640	14,083	26,926	36,959	34,884	81,450	18,166	75,886	73,197	129,169
A.5.1	Financial Assistance to Fiesta Celebration	INDIVIDUAL	206,855	8,640	6,656	11,246	11,298	9,381	11,370	2,409	31,359	30,093	84,403
A.5.2	Financial Assistance to Araw ng Bayan Celebration	INDIVIDUAL	231,230	-	1,390	13,457	16,701	19,945	67,725	3,430	38,891	34,031	35,660
A.5.3	Support to Church (Financial,Materials)	INDIVIDUAL	17,641	-	603	1,135	1,512	1,639	-	3,950	2,017	3,143	3,642
A.5.4	Rituals/Cultural Preservation & Other Programs	INDIVIDUAL	35,326	-	5,157	789	6,668	979	1,798	8,067	2,754	4,150	4,964
A.5.5	Support to Youth Development	INDIVIDUAL	3,568	-	54	109	510	612	258	100	775	650	500
A.5.6	Support to People's Organizations	INDIVIDUAL	1,903	-	223	190	270	328	299	200	90	303	-
A.5.7	Support to Trainings and Activities	INDIVIDUAL	237	-	-	-	-	-	-	10	-	227	-
A.5.8	Purchase of vehicle for emergency purposes (Bongo)	INDIVIDUAL	600	-	-	-	-	-	-	-	-	600	-
A.5.9	Contingency Fund	INDIVIDUAL	1,000	-	-	-	-	1,000	-	-	-	-	-
A.5.10	2017(Unspent Fund)	INDIVIDUAL	1,000	-	-	-	-	1,000	-	-	-	-	-




ARAW CELEBRATIONS

AMVI's strong support for Araw Celebrations reflects its commitment to preserving heritage and culture within its communities. This involvement in cultural festivities goes beyond a mere celebration; it signifies a strategic approach to community development and the promotion of cultural identity.

66,559

**BENEFICIARIES OF
THIS INITIATIVE**



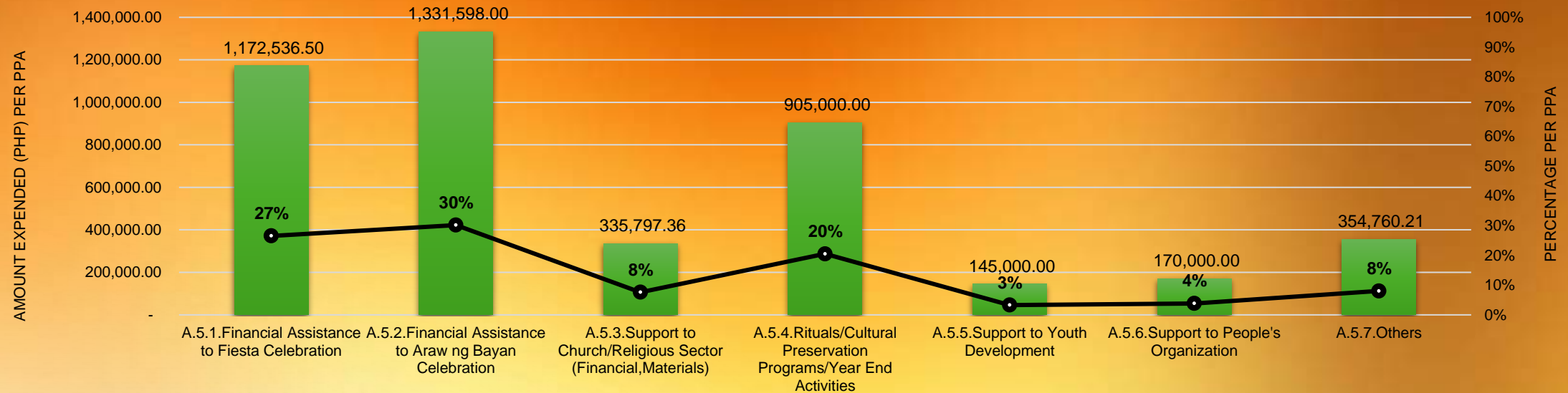
61,696

**BENEFICIARIES OF
THIS INITIATIVE**

MUNICIPAL CELEBRATIONS

AMVI's celebrations reflects a strategic approach to community development that centers around heritage preservation and fostering patriotism. This involvement goes beyond mere participation; it underscores the company's commitment to the holistic well-being of its communities.





SOCIO-CULTURAL	YEAR			
	2021	2022	2023	2024
A.5.1. Financial Assistance to Fiesta Celebration	506,000.00	116,536.50	340,000.00	210,000.00
A.5.2. Financial Assistance to Araw ng Bayan Celebration	506,000.00	135,598.00	360,000.00	330,000.00
A.5.3. Support to Church/Religious Sector (Financial, Materials)	-	12,000.00	-	323,797.36
A.5.4. Rituals/Cultural Preservation Programs/Year End Activities	215,000.00	-	-	690,000.00
A.5.5. Support to Youth Development	-	-	50,000.00	95,000.00
A.5.6. Support to People's Organization	-	-	100,000.00	70,000.00
A.5.7. Others	-	76,472.50	188,287.71	90,000.00

TOTAL AMOUNT: 4,414,692.07



ARAW CELEBRATIONS

GRC's strong support for Araw Celebrations reflects its commitment to preserving heritage and culture within its communities. This involvement in cultural festivities goes beyond a mere celebration; it signifies a strategic approach to community development and the promotion of cultural identity.

12,048

**BENEFICIARIES OF
THIS INITIATIVE**

16,201

**BENEFICIARIES OF
THIS INITIATIVE**

MUNICIPAL CELEBRATIONS

GRC's belief in supporting municipal celebrations reflects a strategic approach to community development that centers around heritage preservation and fostering patriotism. This involvement goes beyond mere participation; it underscores the company's commitment to the holistic well-being of its communities.





WOMEN'S SECTOR SUPPORT

GRC's support for women's activities signifies a commitment to gender inclusivity and empowerment within its community development initiatives. This support goes beyond symbolic gestures and actively contributes to fostering positive change for women.

234

**BENEFICIARIES OF
THIS INITIATIVE**



INFORMATION, EDUCATION, AND COMMUNICATION CAMPAIGNS



AGATA
MINING VENTURES INC.
A TSSE-PAKONG GROUP COMPANY

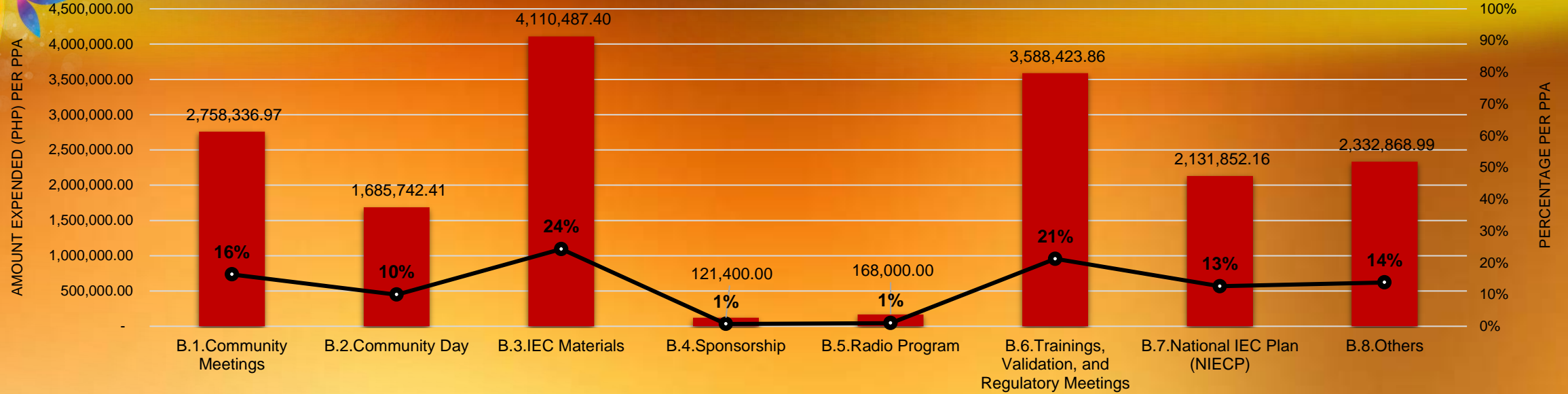


GREENSTONE
RESOURCES CORPORATION
A TSSE-PAKONG GROUP COMPANY



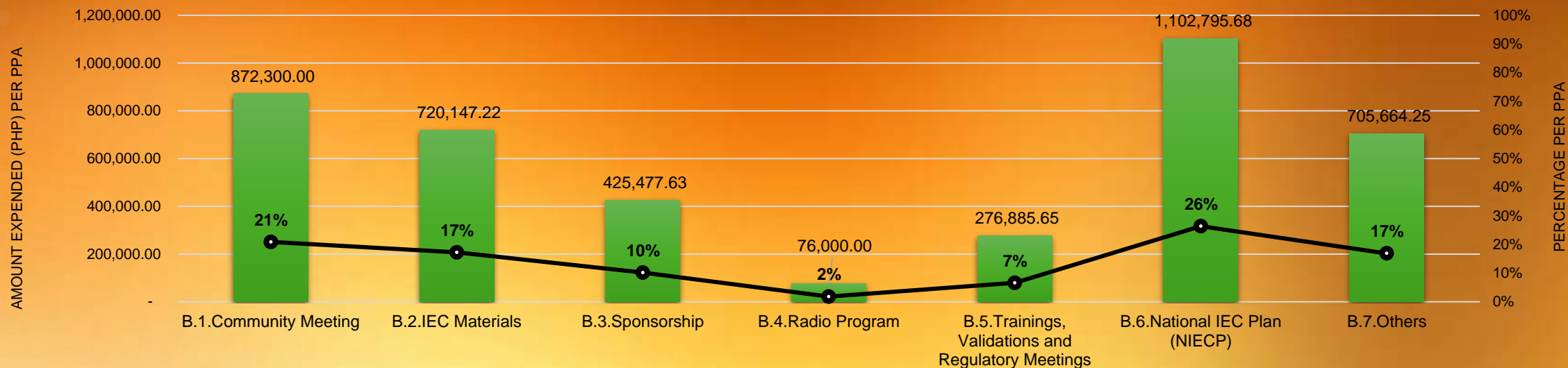
Closeness to Stakeholders

AMVI – SDMP -DHNC



IEC	YEAR									
	2014	2015	2016	2017	2018	2019	2020	2021	2022	2023
B.1. Community Meetings	-	62,262.00	498,820.17	500,000.00	445,301.21	224,000.00	174,855.65	313,097.94	360,000.00	180,000.00
B.2. Community Day	-	94,706.51	200,892.50	300,000.00	300,000.00	200,000.00	130,143.40	100,000.00	160,000.00	200,000.00
B.3. IEC Materials	-	389,222.41	898,586.89	650,000.00	681,172.03	491,922.40	260,583.67	319,000.00	160,000.00	260,000.00
B.4. Sponsorship	-	-	11,400.00	-	-	-	-	110,000.00	-	-
B.5. Radio Program	-	-	-	-	-	60,000.00	22,000.00	22,000.00	32,000.00	32,000.00
B.6. Trainings, Validation, and Regulatory Meetings	-	147,320.12	457,547.30	729,205.35	502,913.45	430,000.00	310,837.33	280,600.31	450,000.00	280,000.00
B.7. National IEC Plan (NIECP)	-	-	-	-	-	-	130,000.00	584,554.02	723,198.19	694,099.95
B.8. Others	-	-	65,767.00	408,800.60	302,727.28	174,000.00	719,449.00	144,000.00	181,082.35	337,042.76

TOTAL AMOUNT: 16,897,111.78



IEC	YEAR			
	2021	2022	2023	2024
B.1. Community Meeting	281,739.00	105,000.00	221,561.00	264,000.00
B.2. IEC Materials	127,666.00	40,883.00	60,000.00	491,598.22
B.3. Sponsorship	-	20,000.00	-	405,477.63
B.4. Radio Program	-	22,000.00	22,000.00	32,000.00
B.5. Trainings, Validations and Regulatory Meetings	116,885.65	-	-	160,000.00
B.6. National IEC Plan (NIECP)	450,000.00	101,167.00	268,380.00	283,248.68
B.7. Others	128,375.00	-	325,289.25	252,000.00

TOTAL AMOUNT: 4,179,270.43

Closeness to Stakeholders

GRC – SDMP - IEC



COMMUNITY MEETING

By regularly reporting company updates and addressing community concerns in these sessions, GRC establishes a vital feedback loop, fostering a collaborative and informed relationship with the local barangay. This proactive approach contributes to the overall effectiveness of social development initiatives and strengthens community-company relations.

12,416

**BENEFICIARIES OF
THIS INITIATIVE**

12,048

**BENEFICIARIES OF
THIS INITIATIVE**

IEC MATERIALS DISSEMINATION

GRC prioritizes transparent communication by utilizing various platforms to keep the community informed and educated about its operations. This commitment enhances understanding, fosters trust, and ensures that stakeholders are well-informed.



Closeness to Stakeholders

GRC – SDMP - IEC



RADIO PROGRAM

GRC strategically utilizes radio as a communication channel to broaden its reach, effectively sharing best practices and updates with a diverse audience. Leveraging radio, GRC effectively communicates its best practices and updates, capitalizing on the receptive nature of the medium to reach a broader audience.

6,000

INDIVIDUALS IS REACHED
THROUGH THIS MEDIUM

12,098

BENEFICIARIES OF
THIS INITIATIVE

TRAININGS, VALIDATIONS, AND OTHERS

In an effort to enhance efficiency and expand outreach, GRC ensures that its community workers undergo training, equipping them with the necessary skills to better serve the community. The strategic implementation of these trainings aligns with GRC's objective of fostering social acceptance within the community.



DEVELOPMENT OF MINING TECHNOLOGY AND GEOSCIENCES

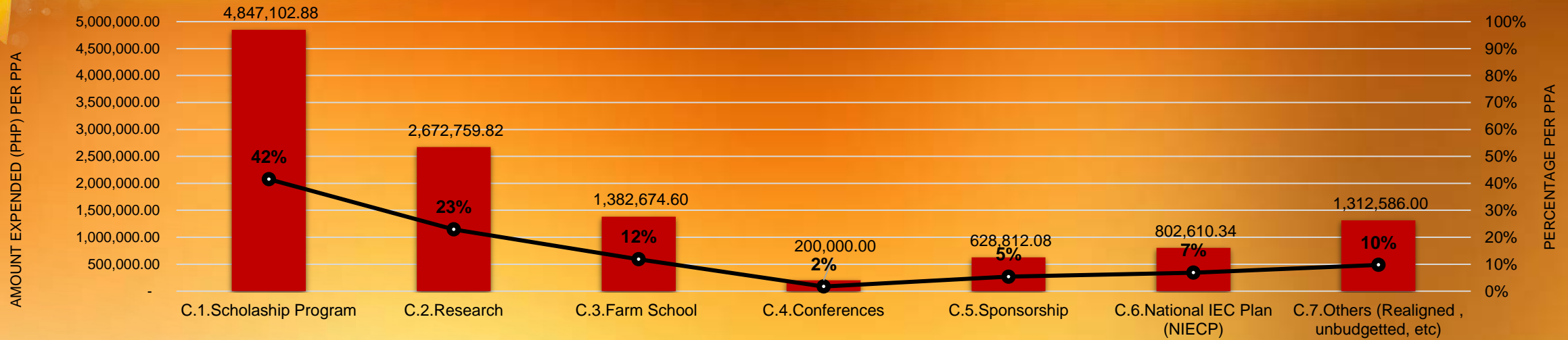


AGATA
MINING VENTURES INC.
A TSX-V LISTED COMPANY



GREENSTONE
RESOURCES CORPORATION
A TSX-V LISTED COMPANY

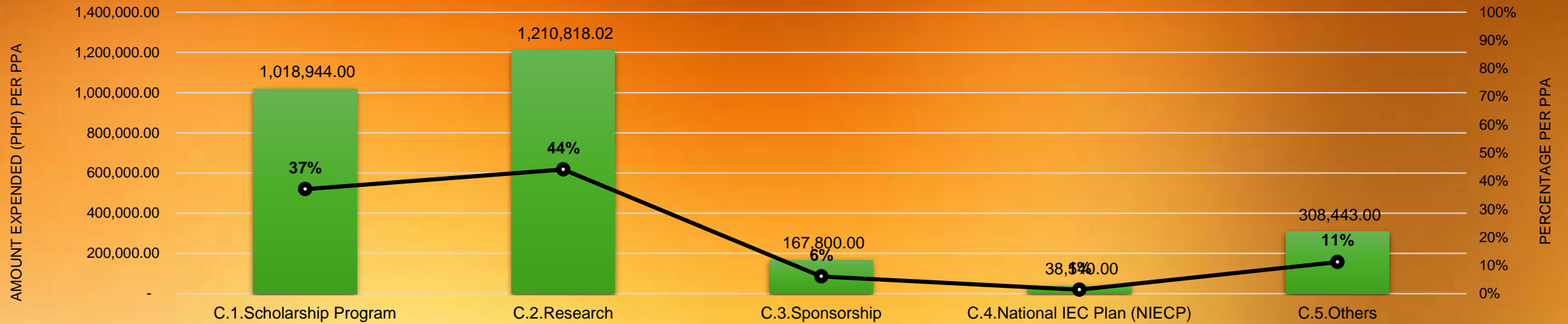




DMTG	YEAR									
	2014	2015	2016	2017	2018	2019	2020	2021	2022	2023
C.1.Scholaship Program	-	130,868.00	433,869.51	700,000.00	845,876.50	558,000.00	568,500.00	472,312.76	500,000.00	637,676.11
C.2.Research	-	-	-	852,803.57	600,000.00	495,281.60	70,400.00	235,398.63	268,876.02	150,000.00
C.3.Farm School	-	-	1,382,674.60	-	-	-	-	-	-	-
C.4.Conferences	-	-	-	-	-	-	-	200,000.00	-	-
C.5.Sponsorship	-	-	-	-	-	-	170,000.00	55,671.81	233,140.27	170,000.00
C.6.National IEC Plan (NIECP)	-	-	-	-	-	-	40,000.00	222,687.24	275,504.07	264,419.03
C.7.Others (Realigned , unbudgetted, etc)	-	-	-	-	1,312,586.00	-	-	-	-	-

TOTAL AMOUNT: 11,670,797.99


INDICATORS			UOM	TOTAL	2014	2015	2016	2017	2018	2019	2020	2021	2022	2023
				110,274	-	3,000	1,004	13,246	13,401	5,006	24,114	17,359	16,467	16,677
c.1	Scholarship Program	INDIVIDUALS	18	-	-	4	1	1	6	-	6	-	-	-
c.2	Research	INDIVIDUALS	71,451	-	-	-	10,745	10,900	5,000	11,005	11,137	11,227	11,437	
c.3	Farm School	INDIVIDUALS	1,000	-	-	1,000	-	-	-	-	-	-	-	-
c.4	Conferences	INDIVIDUALS	16	-	-	-	-	-	-	-	-	16	-	-
c.5	Sponsorship	INDIVIDUALS	2,080	-	-	-	-	-	-	-	1,000	1,000	40	40
c.6	National IEC Plan (NIECP)	INDIVIDUALS	16,000	-	-	-	-	-	-	-	1,000	5,000	5,000	5,000
c.7	Others (Realigned , unbudgeted, etc)	INDIVIDUALS	19,709	-	3,000	-	2,500	2,500	-	11,109	200	200	200	



DMTG	YEAR			
	2021	2022	2023	2024
C.1.Scholarship Program	134,244.00	89,700.00	75,000.00	720,000.00
C.2.Research	527,475.00	64,460.00	150,000.00	468,883.02
C.3.Sponsorship	-	-	147,800.00	20,000.00
C.4.National IEC Plan (NIECP)	-	38,540.00	-	-
C.5.Others	120,043.00	-	138,400.00	50,000.00

TOTAL AMOUNT: 2,744,545.02

INDICATORS			UOM	TOTAL	2021	2022	2023	2024
				67,258	13,051	13,050	27,100	14,057
c.1	Scholarship Program		no. of individuals	18	3	2	4	9
c.2	Research		no. of individuals	48,192	12,048	12,048	12,048	12,048
c.3	Farm School		no. of individuals	-	-	-	-	-
c.4	Conferences		no. of individuals	-	-	-	-	-
c.5	Sponsorship		no. of individuals	15,048	-	-	14,048	1,000
c.6	National IEC Plan (NIECP)		no. of individuals	1,000	-	1,000	-	-
c.7	Others		no. of individuals	3,000	1,000	-	1,000	1,000



SCHOLARSHIP PROGRAM

The DMTG by GRC has successfully sponsored deserving college students, providing financial support specifically for mining-related programs, contributing to both education and skill development. This ensures the sustainability of education for deserving students, fostering future professionals in the mining industry.

18

**STUDENTS BENEFITED
FROM THIS PROGRAM**

48,192

**BENEFICIARIES OF
THIS INITIATIVE**

RESEARCH

In an effort to enhance efficiency and expand outreach, GRC ensures that its community workers undergo training, equipping them with the necessary skills to better serve the community. The strategic implementation of these trainings aligns with GRC's objective of fostering social acceptance within the community.





SPONSORSHIP

Sponsoring relevant events allows GRC to widen its reach and effectively communicate its commitment to responsible mining. Leveraging various platforms, GRC showcases its best practices, aiming to create a positive domino effect.

15,048

**BENEFICIARIES OF
THIS INITIATIVE**

1,000

**BENEFICIARIES OF
THIS INITIATIVE**

TRAININGS AND CAPACITY BUILDING

GRC prioritizes employee development, investing in efficient training to empower their workforce, recognizing the potential benefits for achieving company goals. GRC prioritizes comprehensive training for its employees, ensuring they receive the necessary skills tailored to their roles and beyond.



COMMUNITY ROYALTY DEVELOPMENT PROGRAM



AGATA
MINING VENTURES INC.
A TSX-V LISTED COMPANY



GREENSTONE
RESOURCES CORPORATION
A TSX-V LISTED COMPANY



3. WHAT IS CRDP?

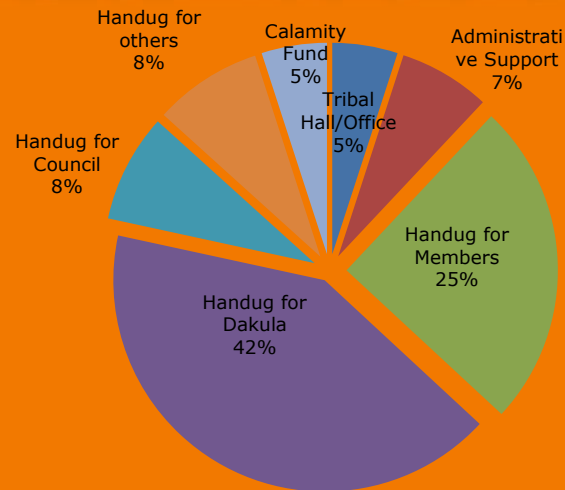


NCIP AO O3-2012, Section 61. Community Royalty Development Plan (CRDP). The ICC/IP receiving royalties and similar fees must formulate a development plan for the management and use of the same to be known as the CRDP. The CRDP shall be subject to confirmation by the Commission En Banc after verification and validation by the concerned field office..

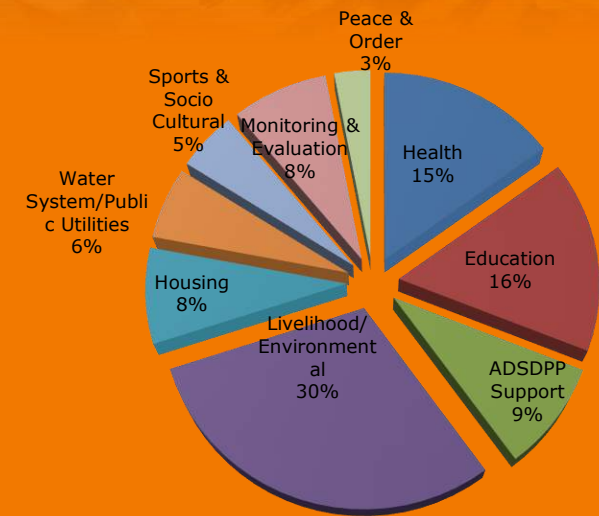
COMMUNITY ROYALTY DEVELOPMENT PLAN ON ROYALTY SHARE



CRDP – Governance / 50%



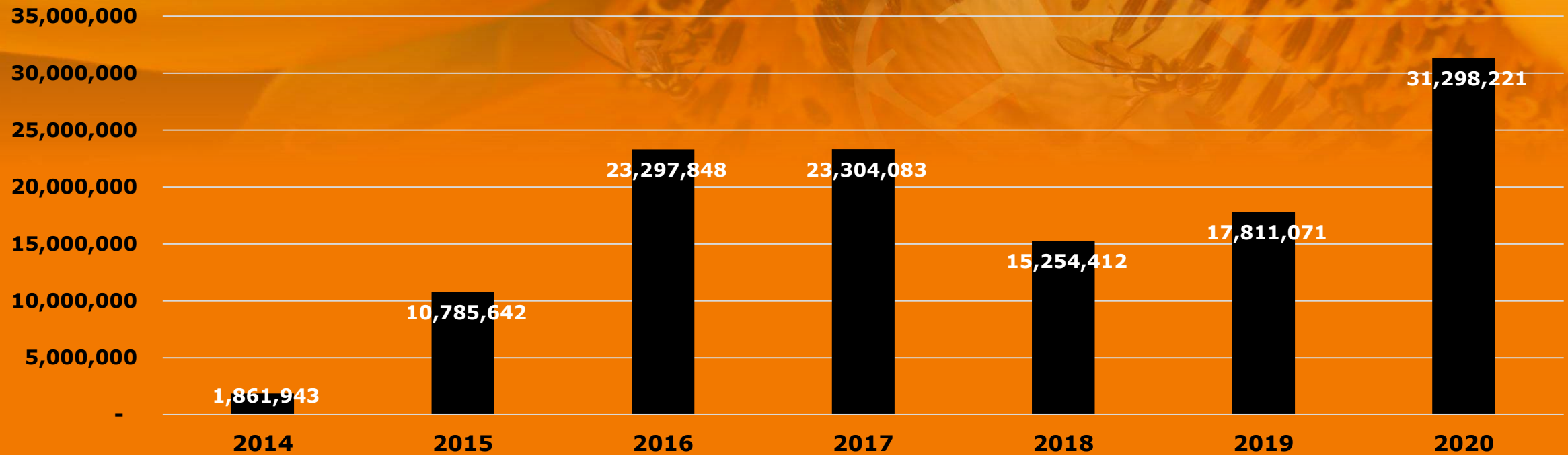
CRDP - Community Development / 50%



Tribe: Mamanwa Tribe
Population: 1163
Households: 236

COMMUNITY ROYALTY DEVELOPMENT PROGRAM – INDIGENOUS PEOPLE ROYALTY SHARE

ROYALTY PAYMENTS (2014-2020)



TOTAL IP ROYALTY PAID SINCE 2014 TO 2020: PHP 123,613,220



FUTURE PLANS

- ☐ Maximize and integrate all available data and plans to a Project wide Strategic Plan (FMRDP, MDP, BDP, SIA etc) anchored to UNSGD & PSDG\
- ☐ Regularly update data & conduct SIA, livelihood resource inventory, financial studies and the like to all SDMP components
- ☐ Conduct qualitative analysis on available SDMP accomplishments.
- ☐ institutionalize monitoring and Evaluation and establish system
- ☐ Conduct monitoring and evaluation or project assessment